

31/08/2022

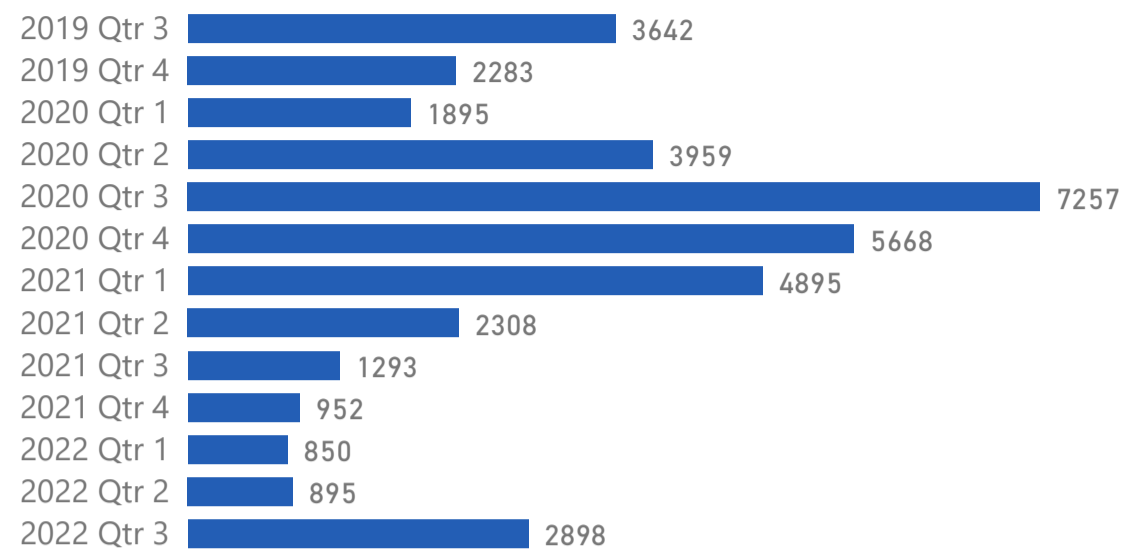
NEW ENROLLMENTS PER QUARTER

BENEFICIARIES ENROLLED IN HELIOS

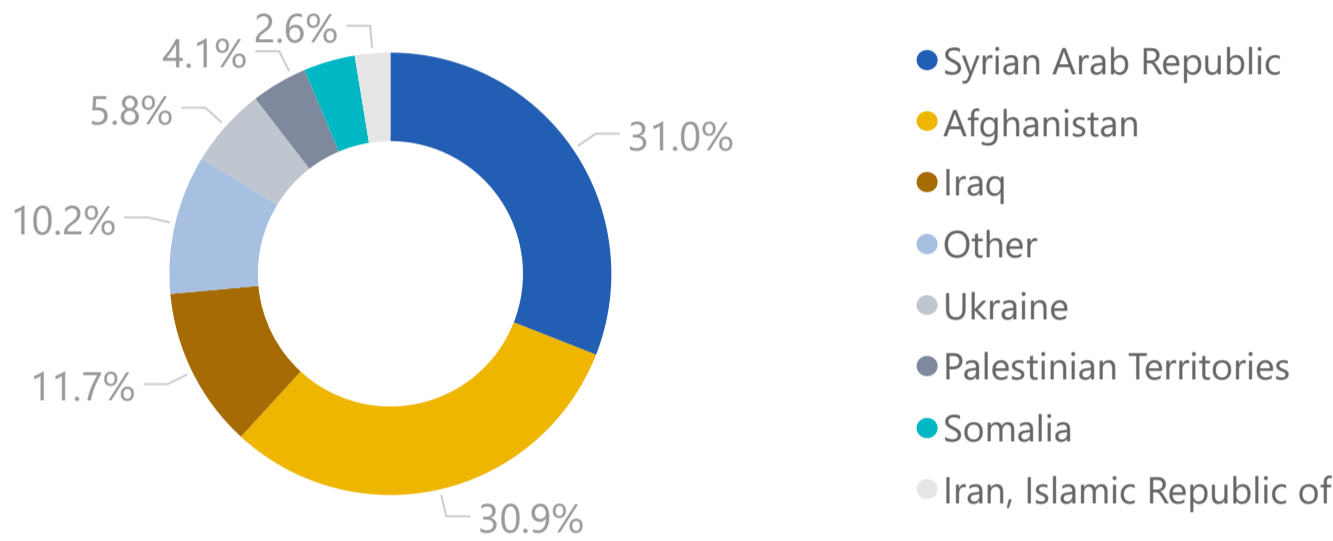
38795

SINCE THE BEGINNING OF PROJECT IMPLEMENTATION

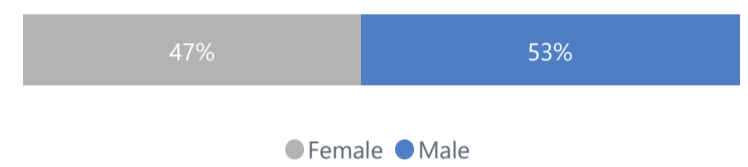
SITES	35.28%
ESTIA	34.15%
RIC	17.51%
IOM HOTELS	13.06%



ENROLLMENT PER COUNTRY OF ORIGIN



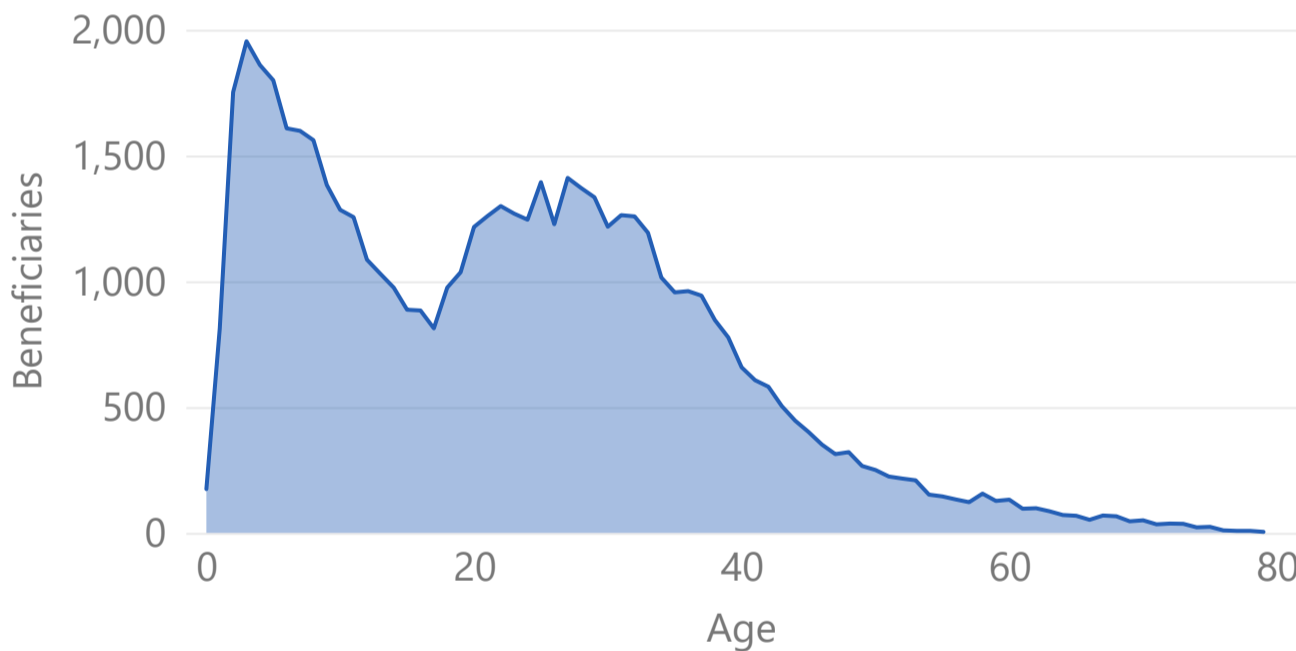
ENROLLMENT PER GENDER



ENROLLMENT PER REGION

Attica	12168
Central Macedonia	8114
North Aegean	6059
Epirus	2422
Central Greece	2080
Thessaly	1509
Crete	1450
South Aegean	1322
Eastern Macedonia and Thrace	1227
Western Macedonia	1066
Peloponnese	939
West Greece	424
Ionian Islands	15
Total	38795

AGE OF THE ENROLLED HELIOS POPULATION



ACCOMMODATION SUPPORT

	TOTAL #	CURRENT #
Households benefitting from HELIOS Rental Subsidies	7194	703
Individuals benefitting from HELIOS Rental Subsidies	17,884	1462
Helios Unique Houses	5326	570


PREVIOUS ACCOMMODATION SCHEME

ESTIA	74.76%
IOM HOTELS	0.09%
RIC	10.44%
SITES	14.71%

Adult Population Benefitted from Accommodation Workshops

11477

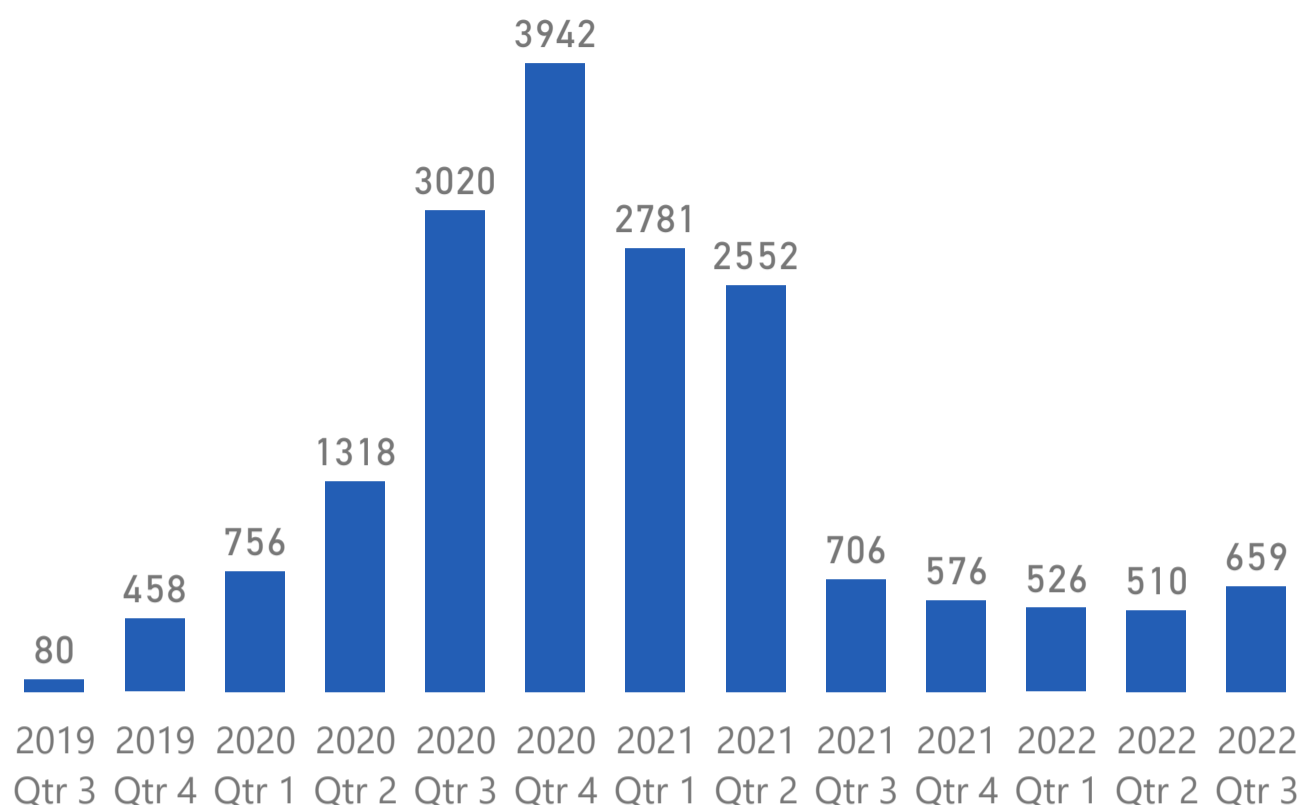
RENTAL SUBSIDIES PER GENDER



INTEGRATION LEARNING CENTERS

Athens (5) | Thessaloniki (3) | Larissa | Trikala | Karditsa | Heraklion | Chania | Sitia | Tripoli
Ioannina | Kilkis | Katerini | Livadia

BENEFICIARIES WITH NEW LEASE AGREEMENTS PER QUARTER



DISTRIBUTION OF BENEFICIARIES WITH LEASE AGREEMENTS PER REGION

Attica	49.84%
Central Macedonia	20.06%
Crete	7.58%
Epirus	5.85%
North Aegean	3.51%
West Greece	3.10%
Thessaly	2.53%
Central Greece	2.32%
South Aegean	1.93%
Western Macedonia	1.33%
Eastern Macedonia and Thrace	1.05%
Peloponnese	0.91%

INTEGRATION MONITORING

Number of Sessions

23991

INTEGRATION COURSES

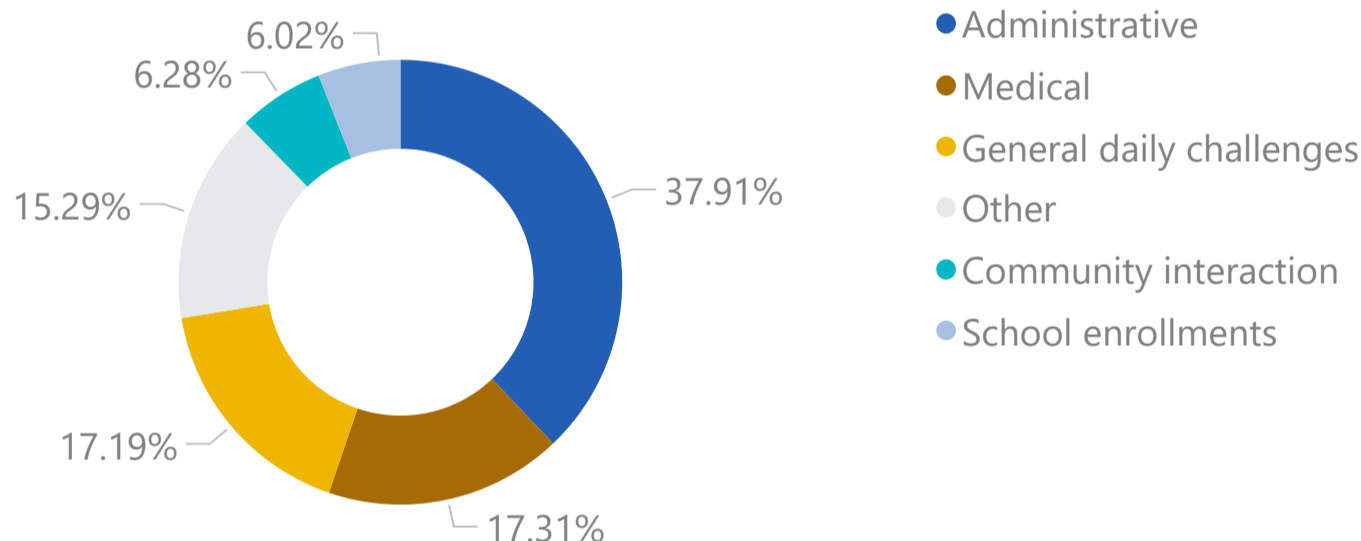
Enrollments

7713

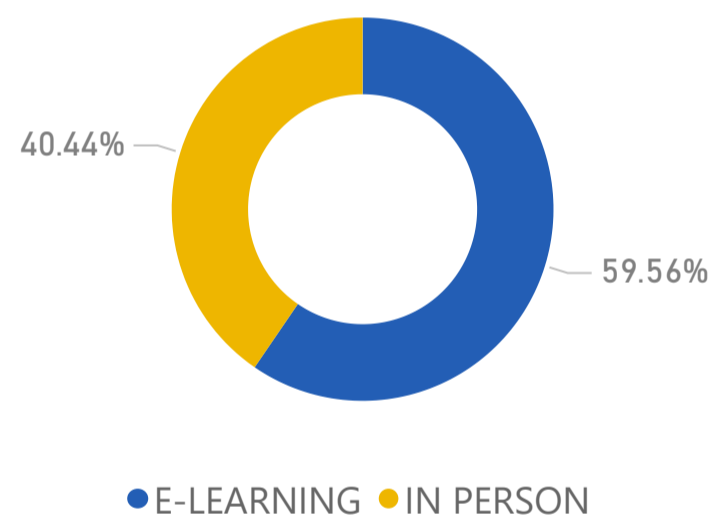
Current Students

560

TYPE OF SUPPORT PROVIDED

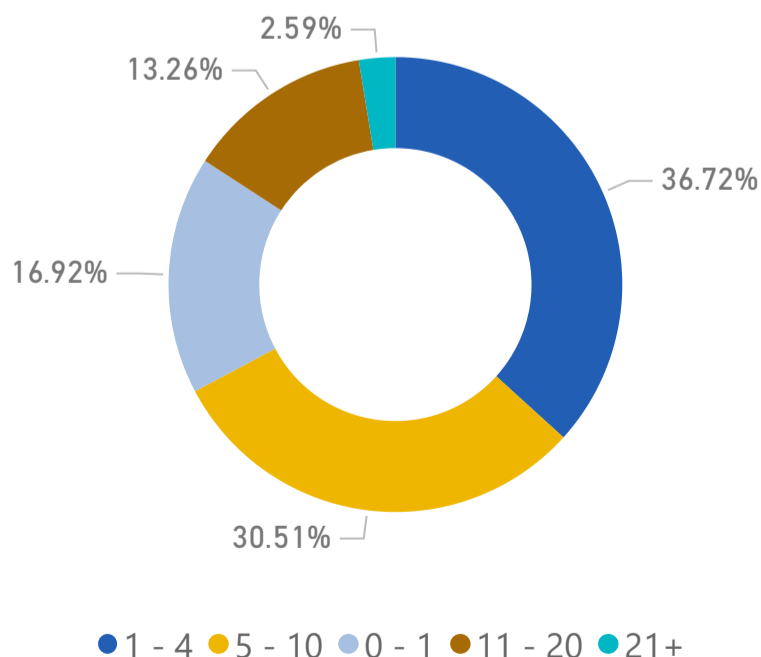


EDUCATION MODALITY



EMPLOYABILITY SUPPORT

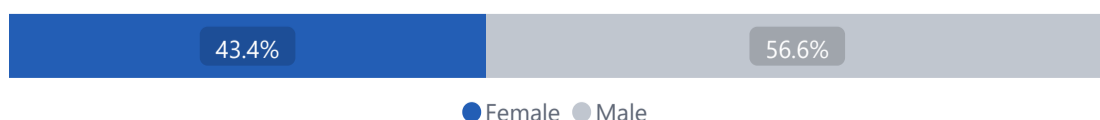
YEARS OF PROFESSIONAL EXPERIENCE



Job Counselling Sessions

8926

JOB COUNSELLING PER GENDER



SKILLS PROFILING RESULT - EDUCATION LEVEL

Education Level (ISCED 2011)	#
Upper secondary education	1306
Primary education	1260
Lower secondary education	1179
Bachelor	945
Early childhood education	771
Post-secondary non tertiary education	131
Short cycle tertiary education	86
Master's	75
Doctoral	9
Doctoral not completed	2

Total Profiled

5764