

31/07/2022

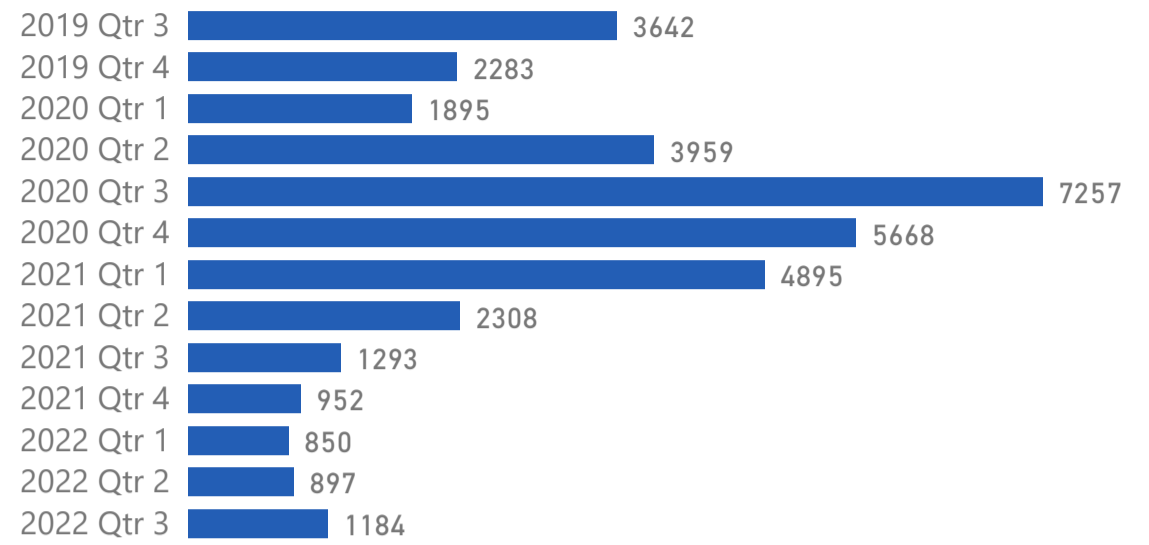
BENEFICIARIES ENROLLED IN HELIOS

37083

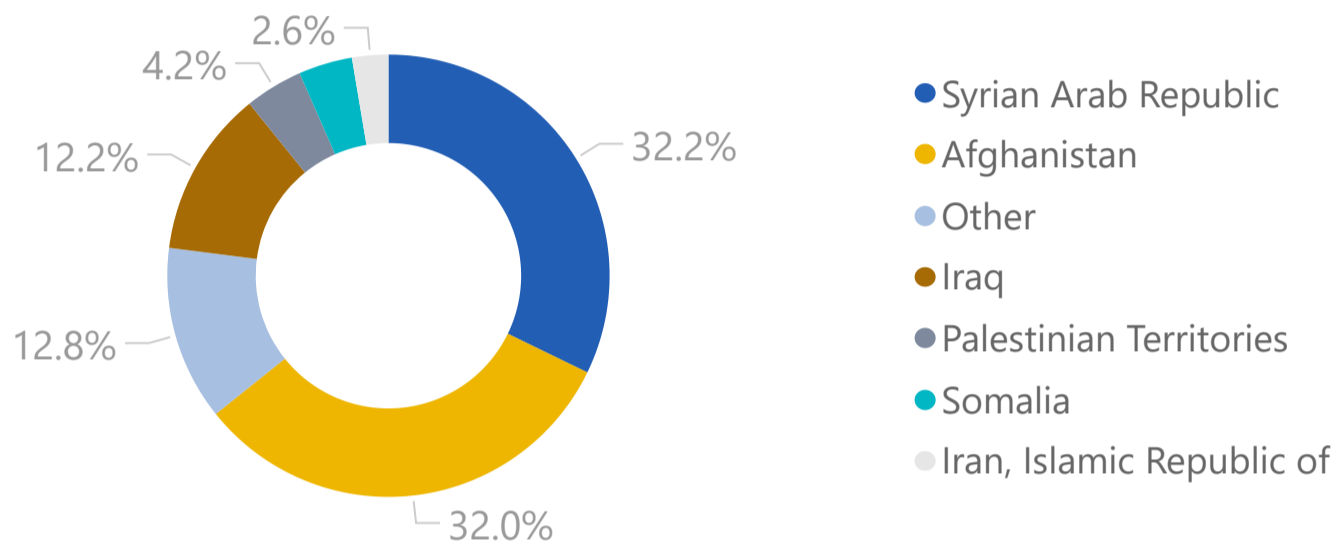
SINCE THE BEGINNING OF PROJECT IMPLEMENTATION

SITES	35.51%
ESTIA	33.92%
RIC	17.38%
IOM HOTELS	13.19%

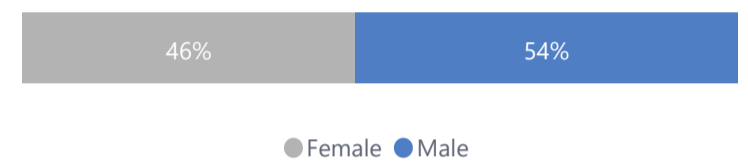
NEW ENROLLMENTS PER QUARTER



ENROLLMENT PER COUNTRY OF ORIGIN



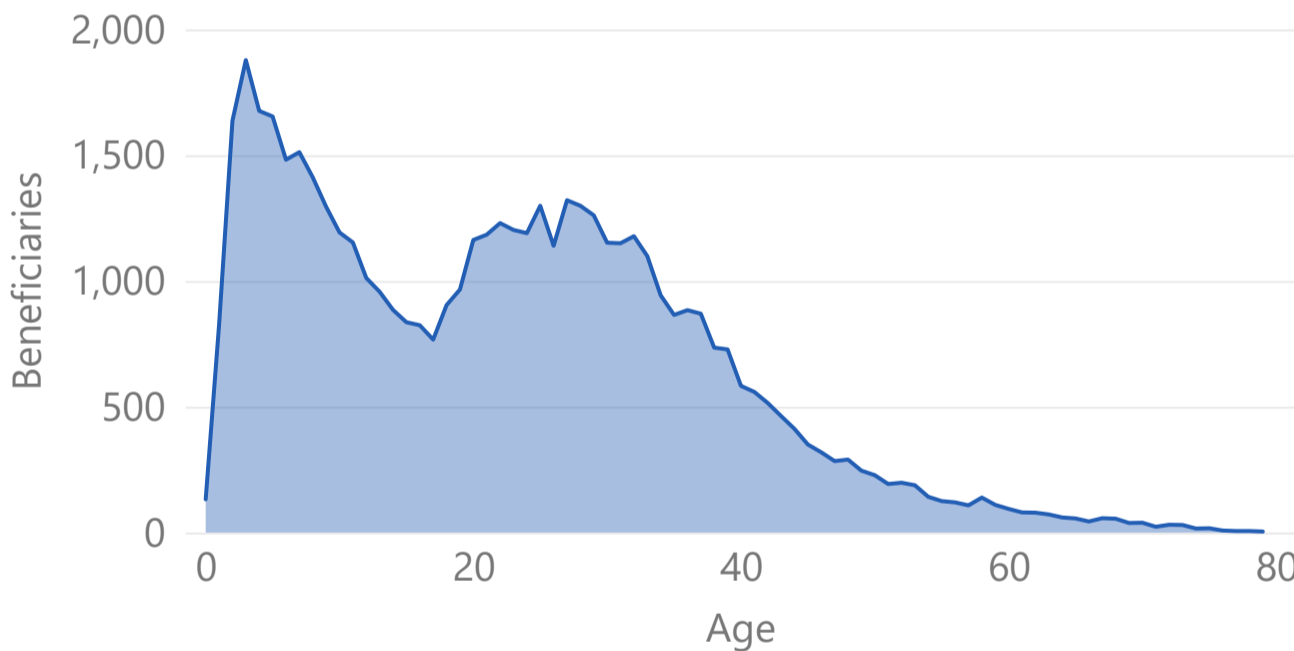
ENROLLMENT PER GENDER



ENROLLMENT PER REGION

Attica	11408
Central Macedonia	7642
North Aegean	6012
Epirus	2366
Central Greece	2049
Thessaly	1494
Crete	1328
South Aegean	1257
Eastern Macedonia and Thrace	1179
Western Macedonia	1058
Peloponnese	898
West Greece	387
Ionian Islands	5
Total	37083

AGE OF THE ENROLLED HELIOS POPULATION



ACCOMMODATION SUPPORT

	TOTAL #	CURRENT #
Households benefitting from HELIOS Rental Subsidies	6980	502
Individuals benefitting from HELIOS Rental Subsidies	17,401	1035
Helios Unique Houses	5109	409

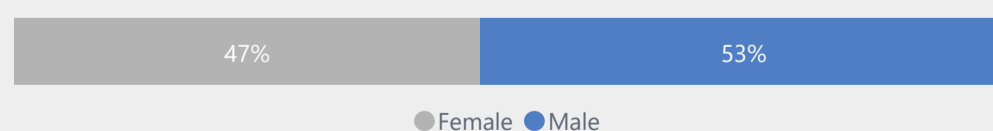
PREVIOUS ACCOMMODATION SCHEME

ESTIA	75.18%
IOM HOTELS	0.10%
RIC	10.37%
SITES	14.35%

Adult Population Benefitted from Accommodation Workshops

10922

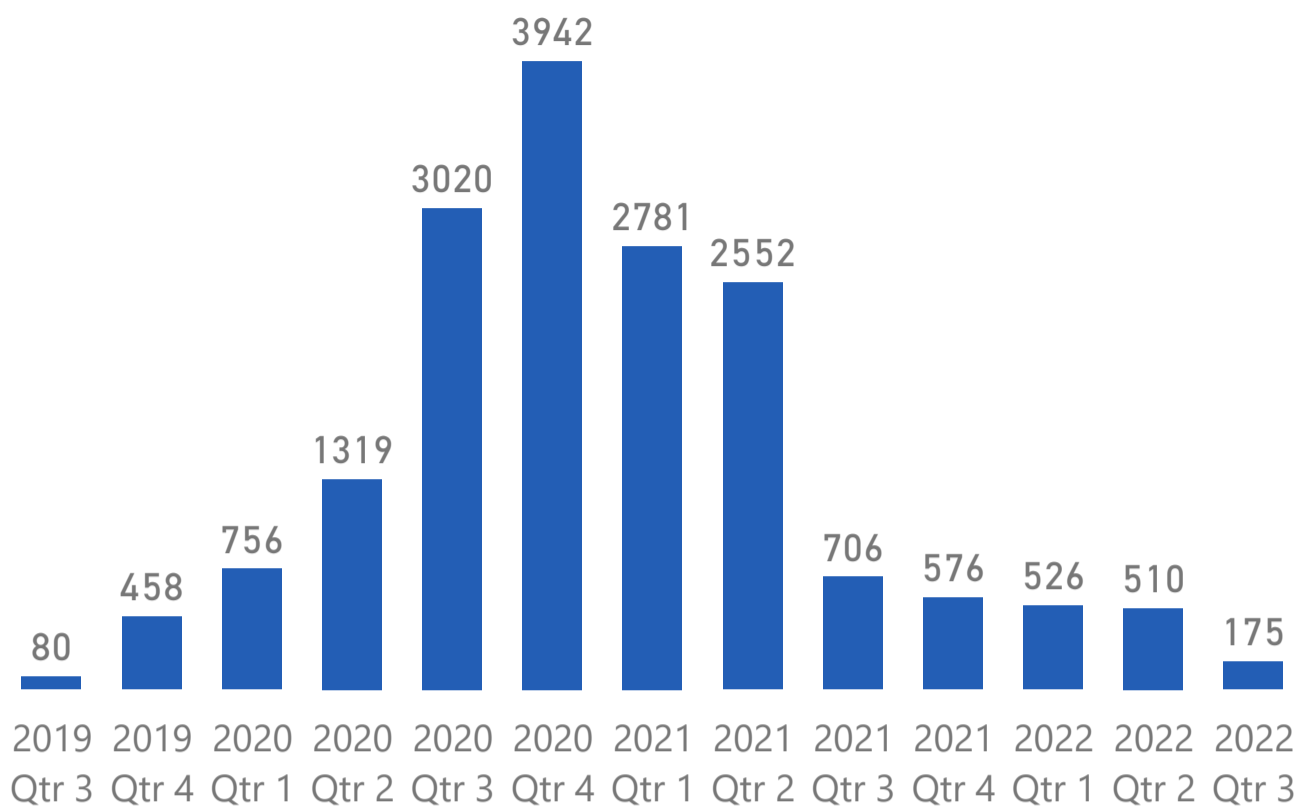
RENTAL SUBSIDIES PER GENDER



INTEGRATION LEARNING CENTERS

Athens (5) | Thessaloniki (3) | Larissa | Trikala | Karditsa | Heraklion | Chania | Sitia | Tripoli
Ioannina | Kilkis | Katerini | Livadia

BENEFICIARIES WITH NEW LEASE AGREEMENTS PER QUARTER



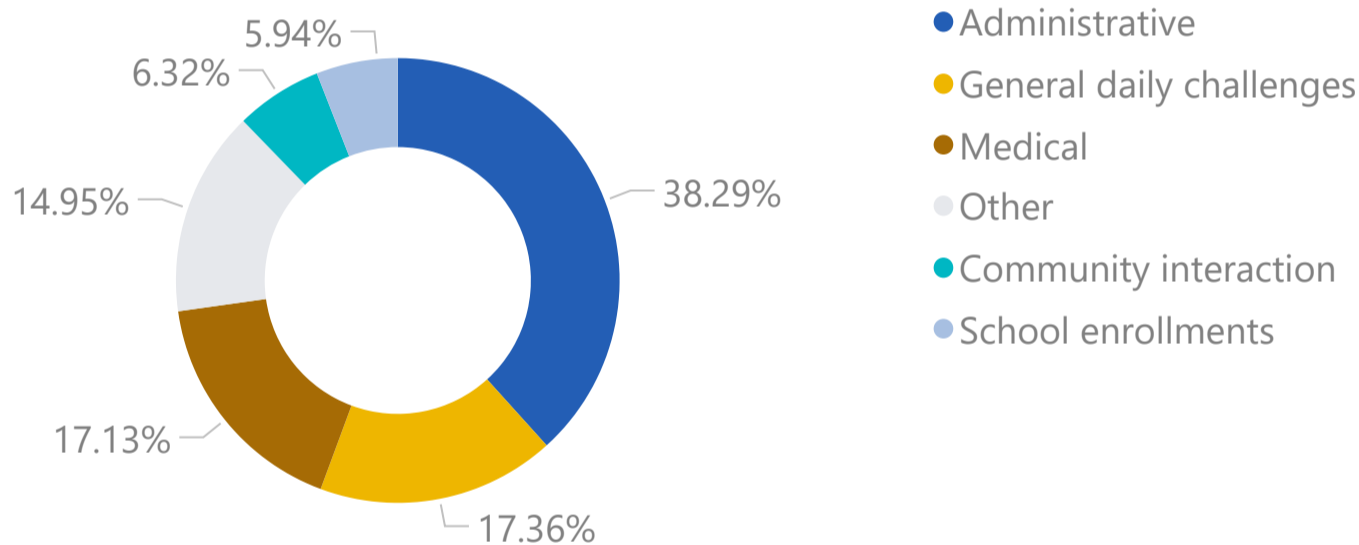
DISTRIBUTION OF BENEFICIARIES WITH LEASE AGREEMENTS PER REGION

Attica	50.21%
Central Macedonia	19.47%
Crete	7.37%
Epirus	5.97%
North Aegean	3.60%
West Greece	3.15%
Thessaly	2.57%
Central Greece	2.36%
South Aegean	1.99%
Western Macedonia	1.36%
Eastern Macedonia and Thrace	1.05%
Peloponnese	0.91%

INTEGRATION MONITORING

Number of Sessions
23701

TYPE OF SUPPORT PROVIDED

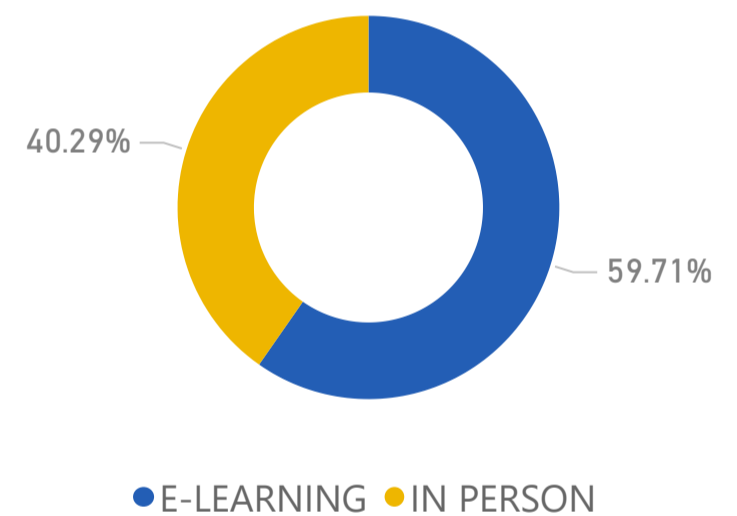


INTEGRATION COURSES

Enrollments
7449

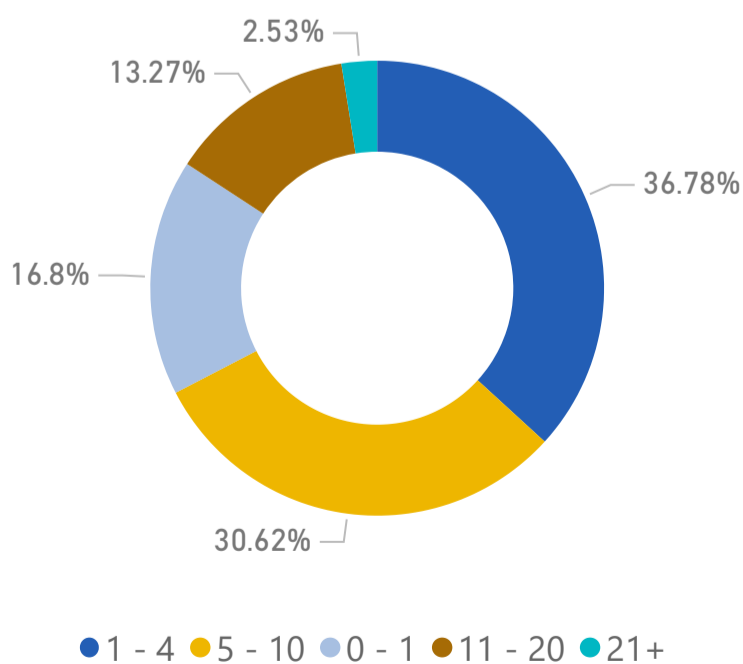
Current Students
492

EDUCATION MODALITY



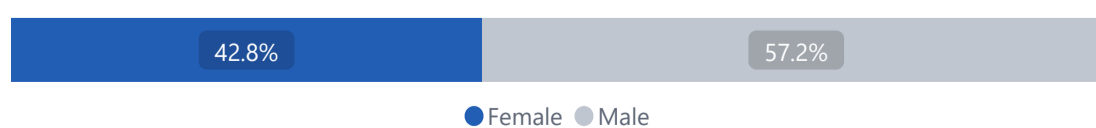
EMPLOYABILITY SUPPORT

YEARS OF PROFESSIONAL EXPERIENCE



Job Counselling Sessions
8733

JOB COUNSELLING PER GENDER



SKILLS PROFILING RESULT - EDUCATION LEVEL

Education Level (ISCED 2011)	#
Upper secondary education	1284
Primary education	1255
Lower secondary education	1166
Bachelor	875
Early childhood education	765
Post-secondary non tertiary education	130
Short cycle tertiary education	83
Master's	60
Doctoral	7
Doctoral not completed	1

Total Profiled 5626