

30/06/2022

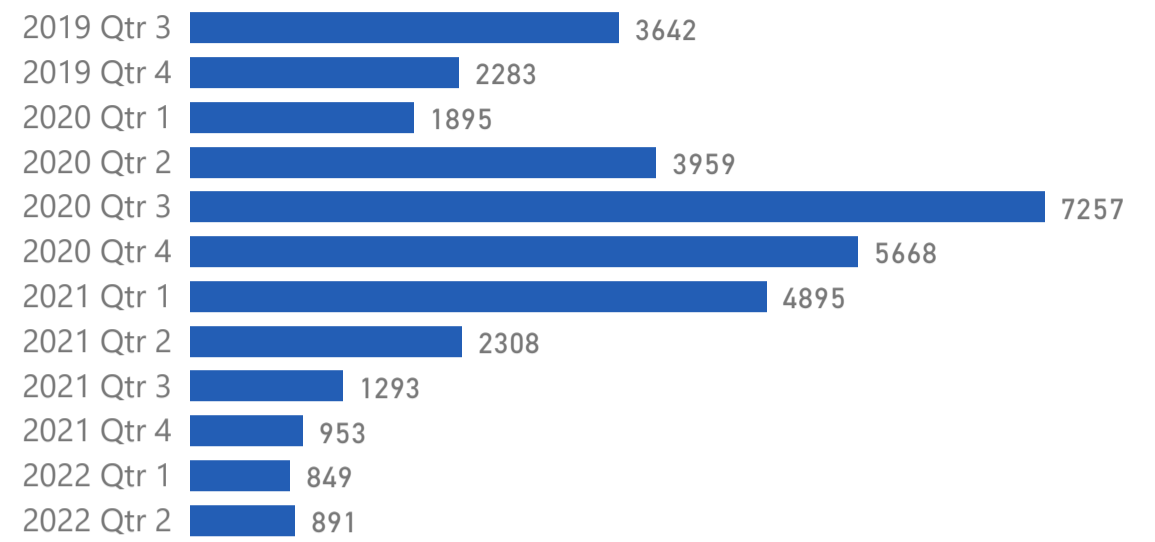
BENEFICIARIES ENROLLED IN HELIOS

**35893**

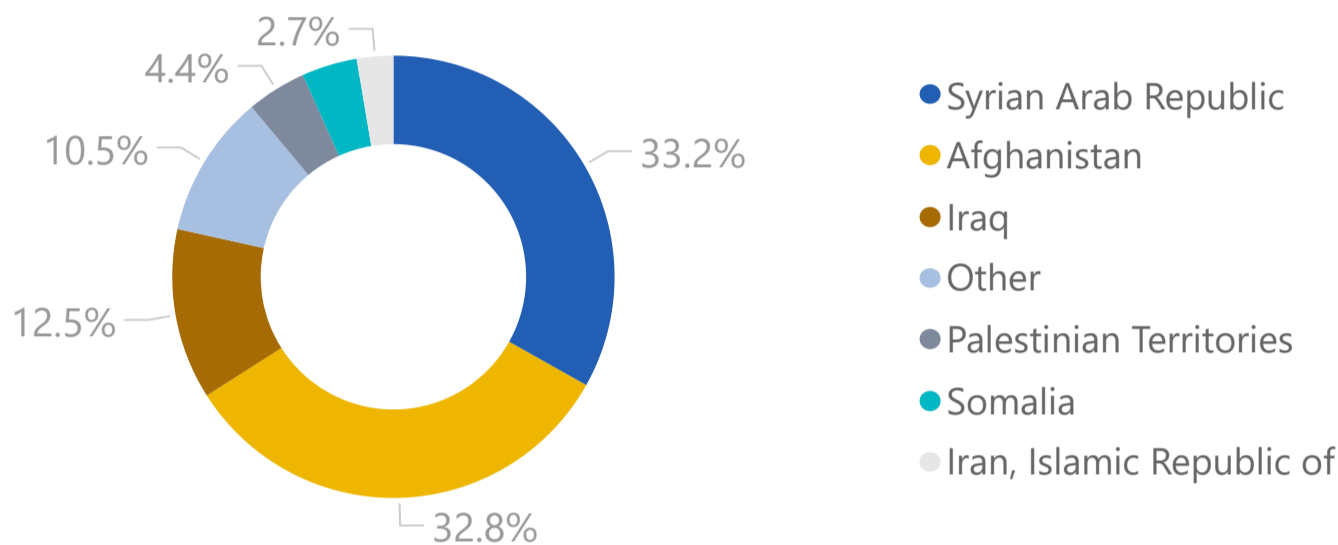
SINCE THE BEGINNING OF PROJECT IMPLEMENTATION

SITES	35.54%
ESTIA	33.70%
RIC	17.42%
IOM HOTELS	13.33%

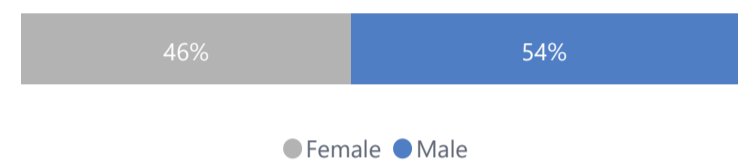
NEW ENROLLMENTS PER QUARTER



ENROLLMENT PER COUNTRY OF ORIGIN



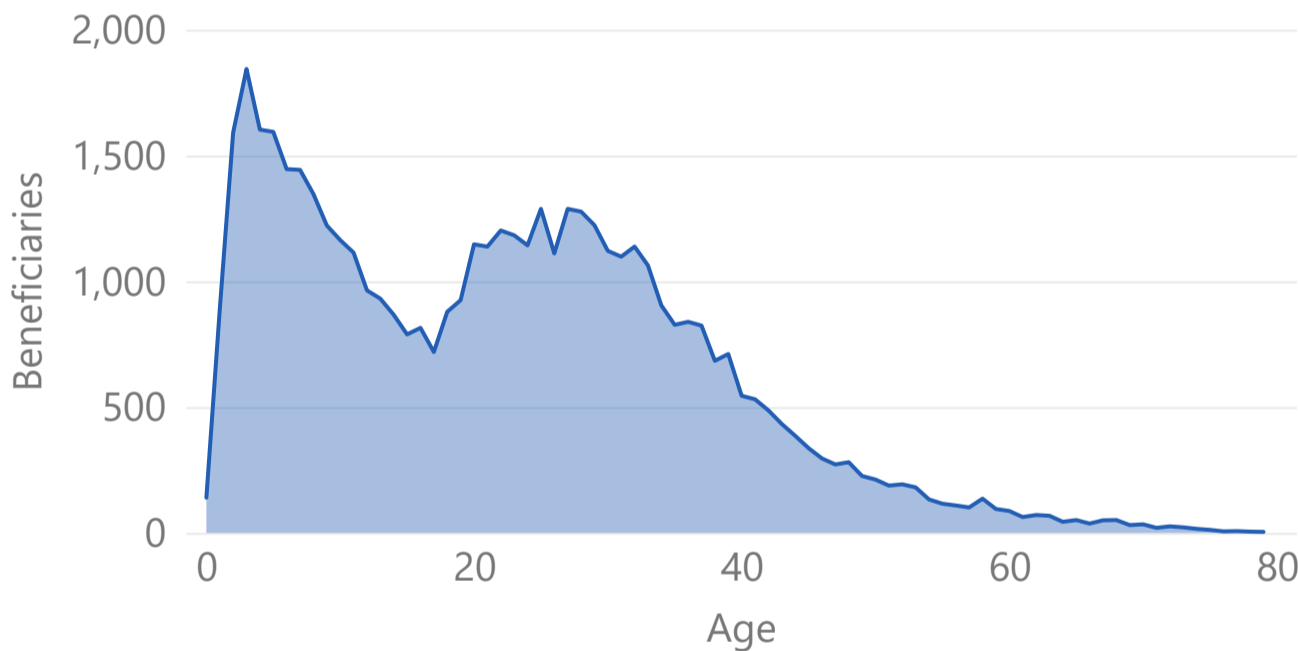
ENROLLMENT PER GENDER



ENROLLMENT PER REGION

Attica	11014
Central Macedonia	7176
North Aegean	5961
Epirus	2359
Central Greece	2038
Thessaly	1470
South Aegean	1252
Eastern Macedonia and Thrace	1161
Crete	1142
Western Macedonia	1056
Peloponnese	877
West Greece	387
<b>Total</b>	<b>35893</b>

AGE OF THE ENROLLED HELIOS POPULATION



ACCOMMODATION SUPPORT

	TOTAL #	CURRENT #
Households benefitting from HELIOS Rental Subsidies	6904	490
Individuals benefitting from HELIOS Rental Subsidies	17,224	1039
Helios Unique Houses	5023	394

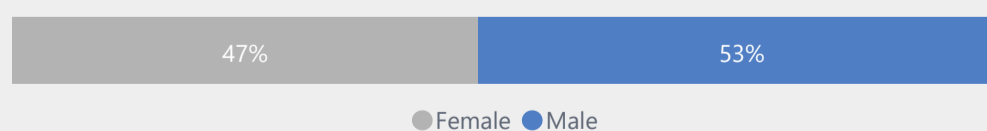
PREVIOUS ACCOMMODATION SCHEME

ESTIA	71.50%
IOM HOTELS	0.10%
RIC	11.05%
SITES	17.34%

Adult Population Benefitted from Accommodation Workshops

10740

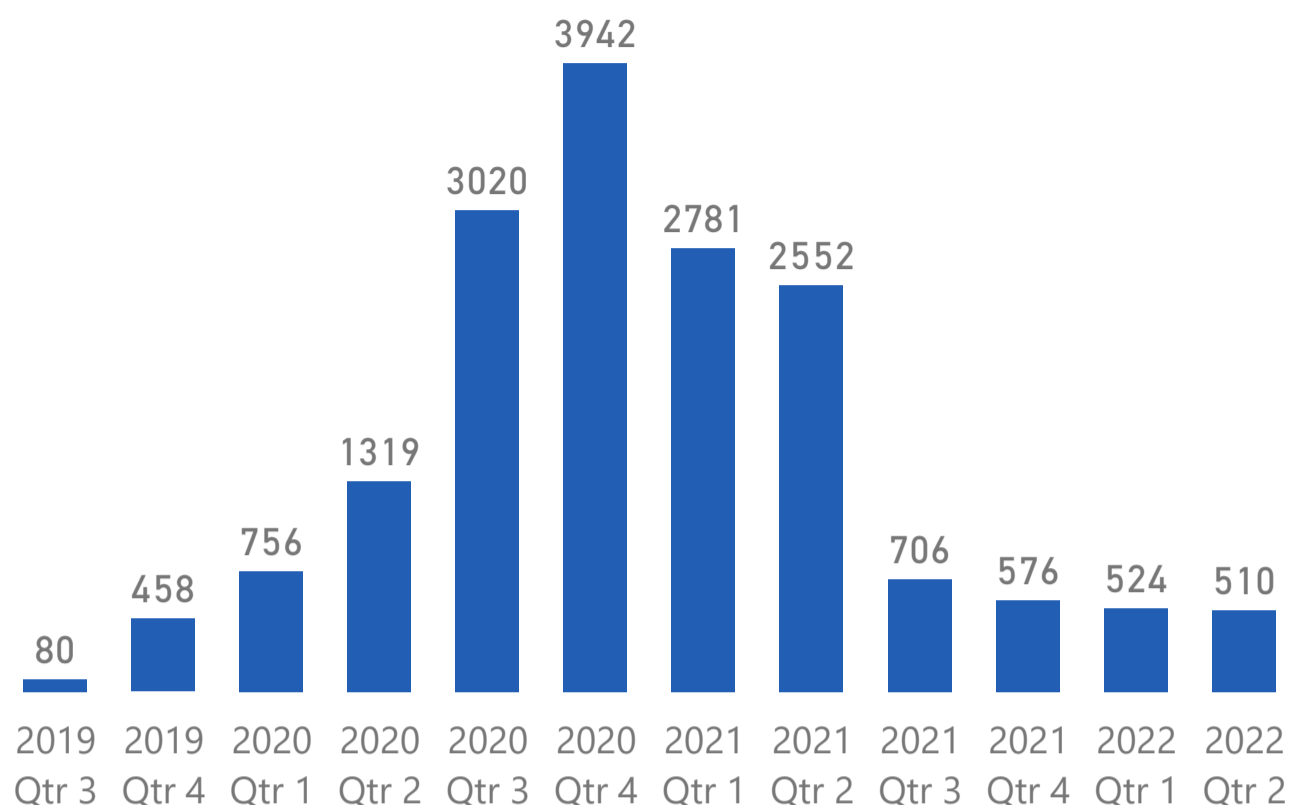
RENTAL SUBSIDIES PER GENDER



INTEGRATION LEARNING CENTERS

Athens (5) | Thessaloniki (3) | Larissa | Trikala | Karditsa | Heraklion | Chania | Sitia | Tripoli  
Ioannina | Kilkis | Katerini | Livadia

### BENEFICIARIES WITH NEW LEASE AGREEMENTS PER QUARTER



### DISTRIBUTION OF BENEFICIARIES WITH LEASE AGREEMENTS PER REGION

Attica	50.43%
Central Macedonia	19.29%
Crete	7.20%
Epirus	6.00%
North Aegean	3.63%
West Greece	3.18%
Thessaly	2.60%
Central Greece	2.31%
South Aegean	2.01%
Western Macedonia	1.37%
Eastern Macedonia and Thrace	1.06%
Peloponnese	0.92%

### INTEGRATION MONITORING

Number of Sessions

**23240**

### INTEGRATION COURSES

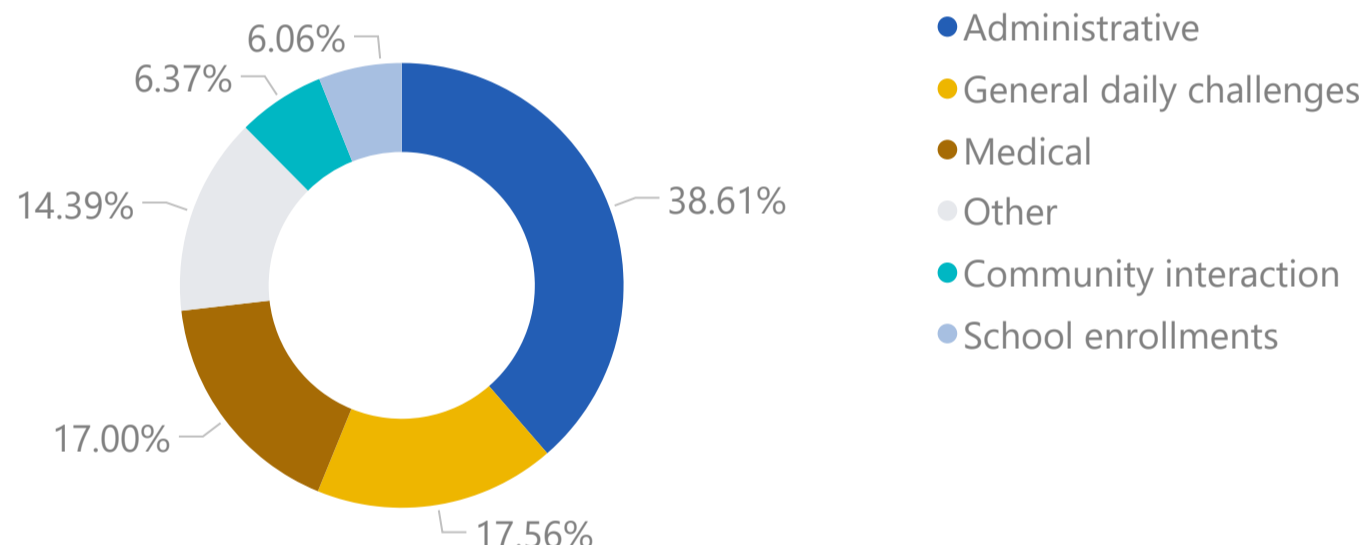
Enrollments

**7298**

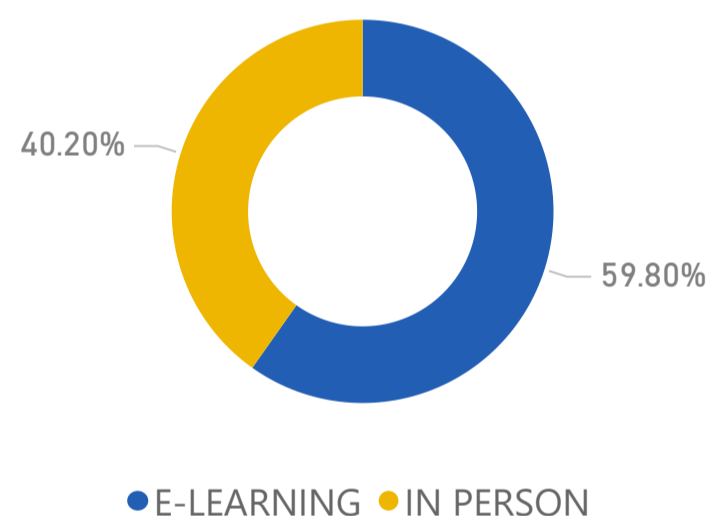
Current Students

**542**

### TYPE OF SUPPORT PROVIDED

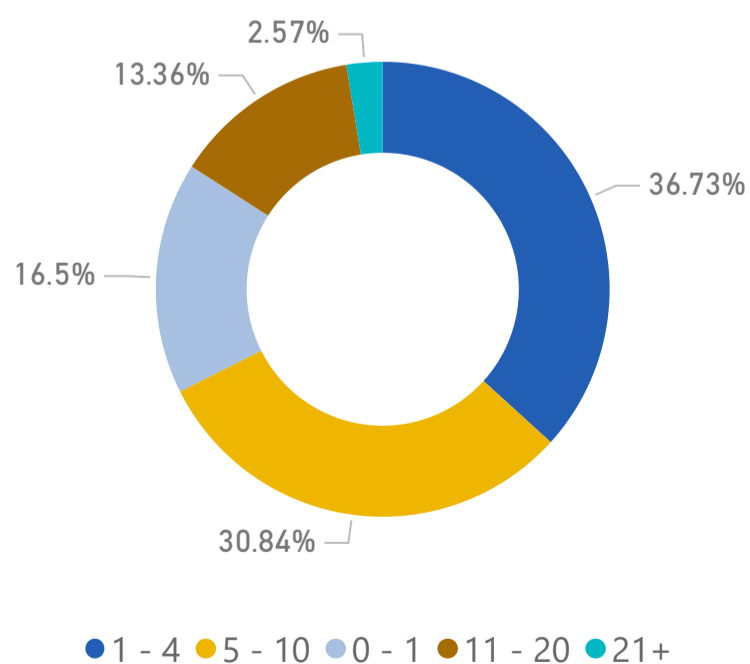


### EDUCATION MODALITY



### EMPLOYABILITY SUPPORT


#### YEARS OF PROFESSIONAL EXPERIENCE



Job Counselling Sessions

**8439**

#### JOB COUNSELLING PER GENDER



#### SKILLS PROFILING RESULT - EDUCATION LEVEL

Education Level (ISCED 2011)	#
Upper secondary education	1252
Primary education	1225
Lower secondary education	1139
Bachelor	830
Early childhood education	748
Post-secondary non tertiary education	130
Short cycle tertiary education	78
Master's	50
Doctoral	4

**Total Profiled**

**5456**