

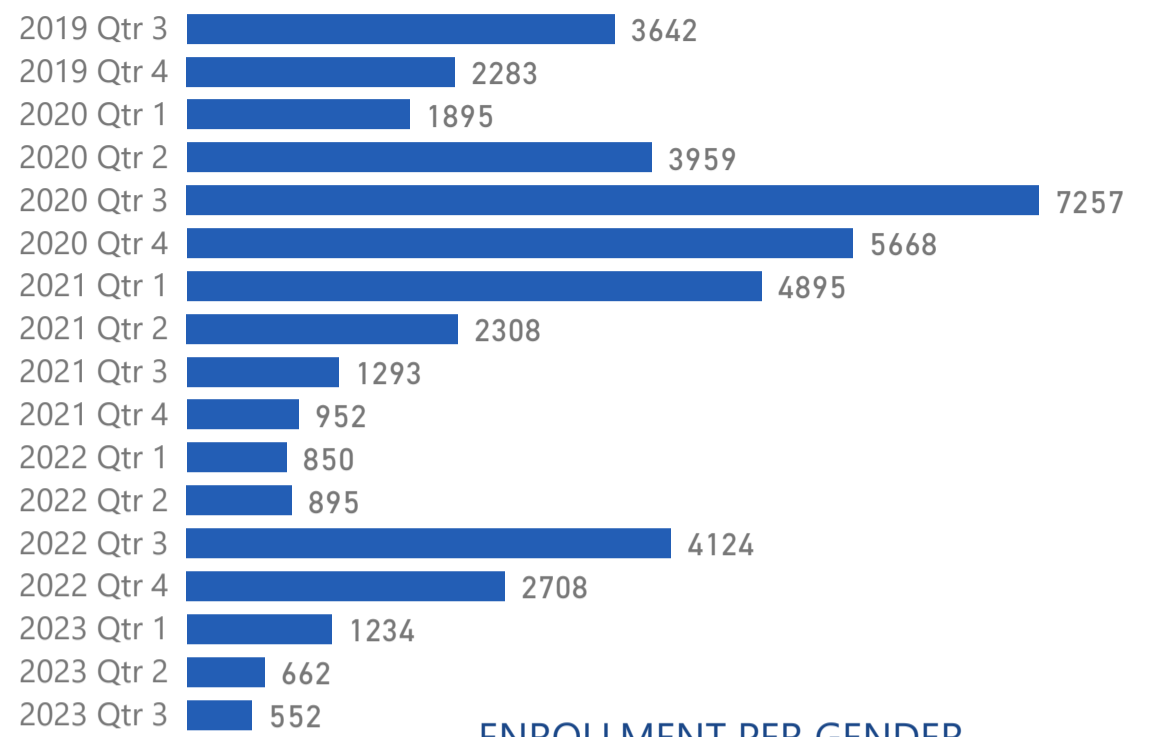
30/09/2023

BENEFICIARIES ENROLLED IN HELIOS

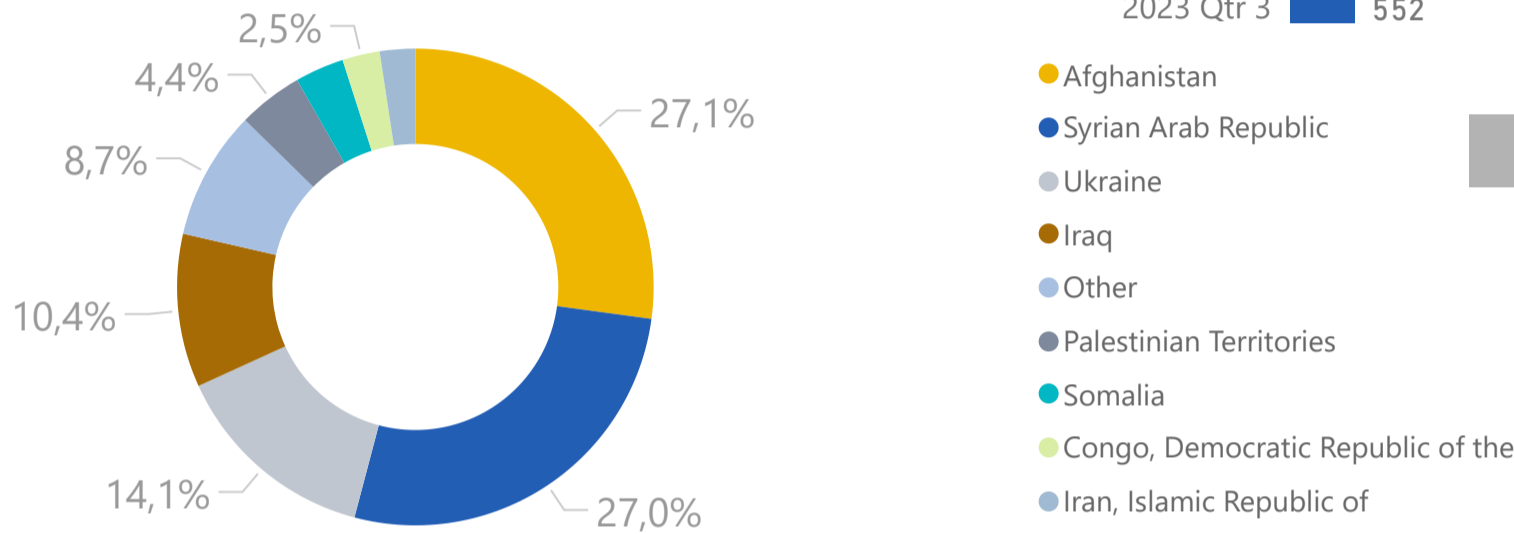
45177

SINCE THE BEGINNING OF PROJECT IMPLEMENTATION

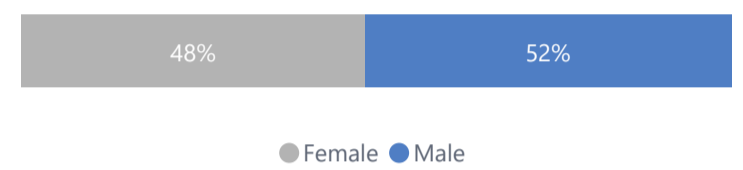
NEW ENROLLMENTS PER QUARTER



ENROLLMENT PER COUNTRY OF ORIGIN



ENROLLMENT PER GENDER



AGE OF THE ENROLLED HELIOS POPULATION



ENROLLMENT PER REGION

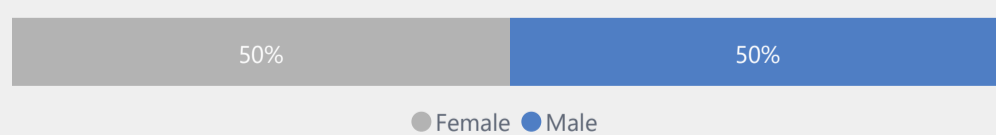
Attica	14747
Central Macedonia	9498
North Aegean	6595
Epirus	2581
Central Greece	2288
Crete	1775
South Aegean	1774
Thessaly	1651
Eastern Macedonia and Thrace	1364
Peloponnese	1238
Western Macedonia	1093
Western Greece	518
Ionian Islands	55
<b>Total</b>	<b>45177</b>

ACCOMMODATION SUPPORT

	TOTAL #	CURRENT #
Households benefitting from HELIOS Rental Subsidies	10.066	2351
Individuals benefitting from HELIOS Rental Subsidies	23.337	4443
Helios Unique Houses	7483	1822

Adult Population Benefitted from Accommodation Workshops  
14018

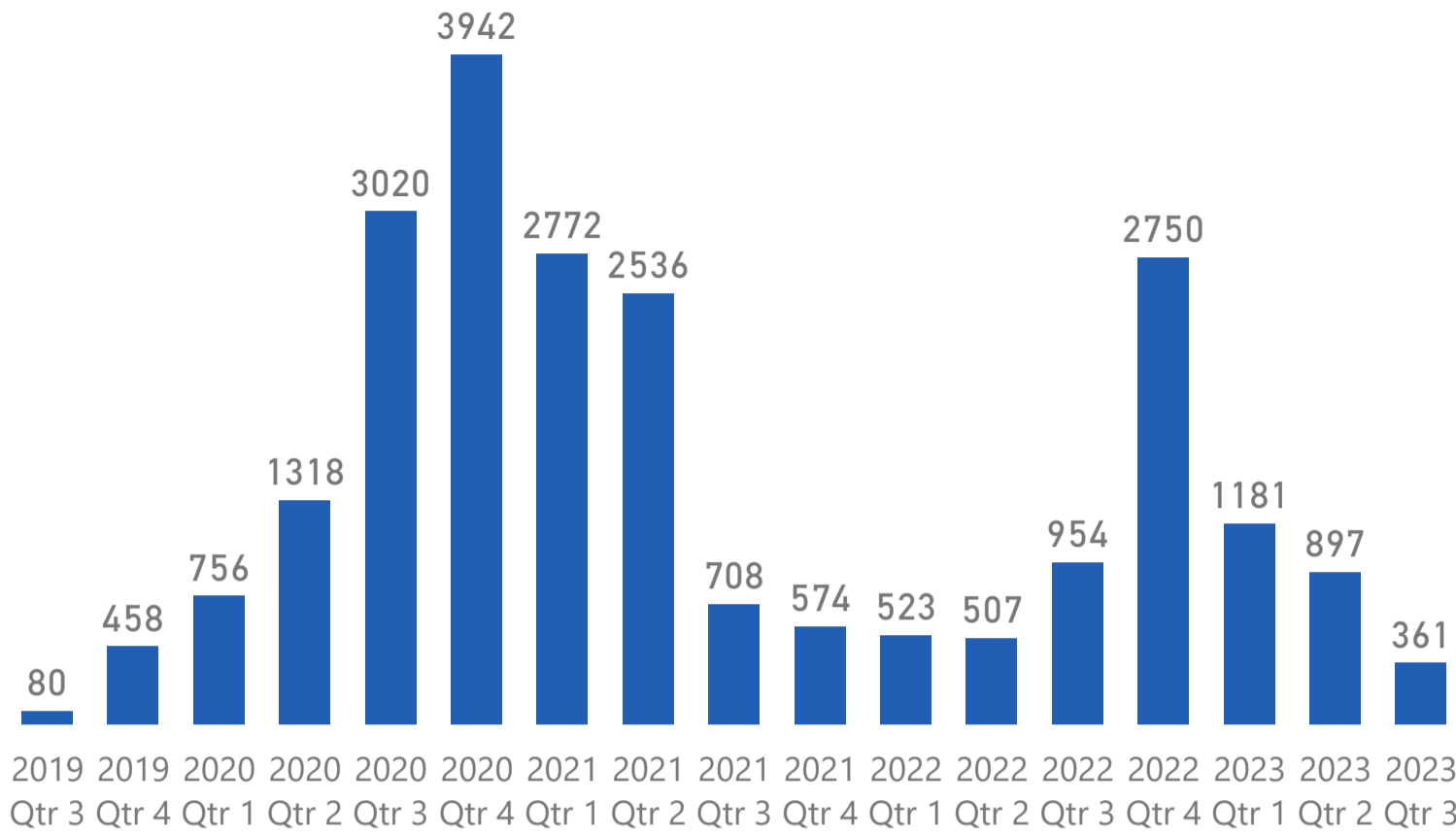
RENTAL SUBSIDIES PER GENDER



INTEGRATION LEARNING CENTERS

Athens (4) | Thessaloniki (2) | Larisa | Heraklion | Chania  
Sitia | Tripoli | Ioannina | Livadia

### BENEFICIARIES WITH NEW LEASE AGREEMENTS PER QUARTER



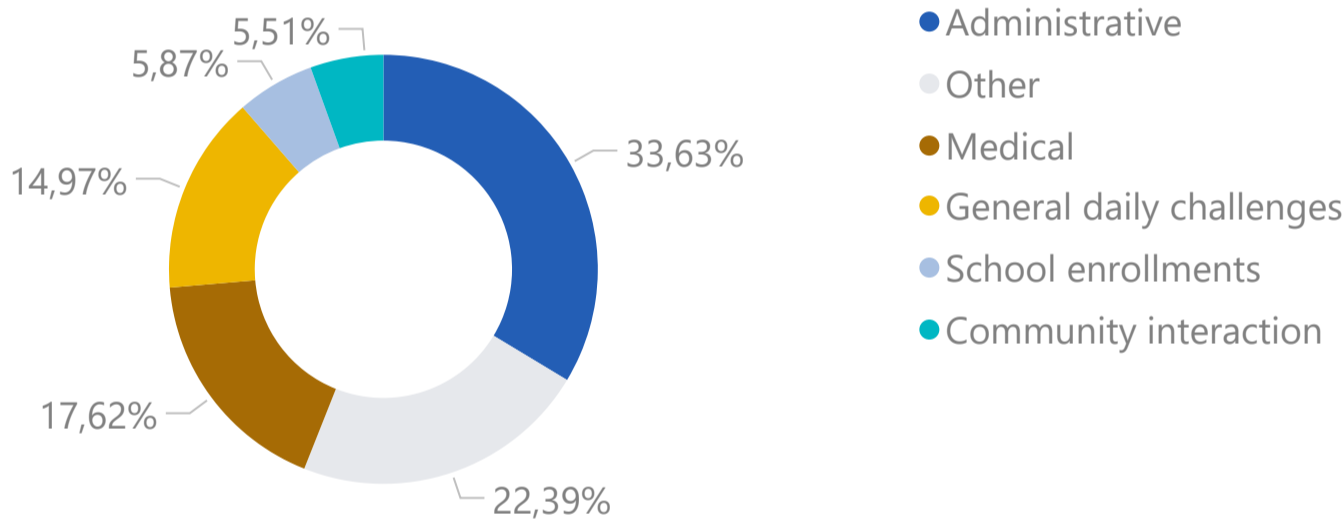
### DISTRIBUTION OF BENEFICIARIES WITH LEASE AGREEMENTS PER REGION

Attica	49,14%
Central Macedonia	21,85%
Crete	7,91%
Epirus	4,94%
North Aegean	2,84%
Western Greece	2,81%
Thessaly	2,26%
Central Greece	2,19%
Peloponnese	1,84%
South Aegean	1,59%
Eastern Macedonia and Thrace	1,41%
Western Macedonia	1,09%
Ionian Islands	0,12%

### INTEGRATION MONITORING

Number of Sessions  
**32856**

#### TYPE OF SUPPORT PROVIDED

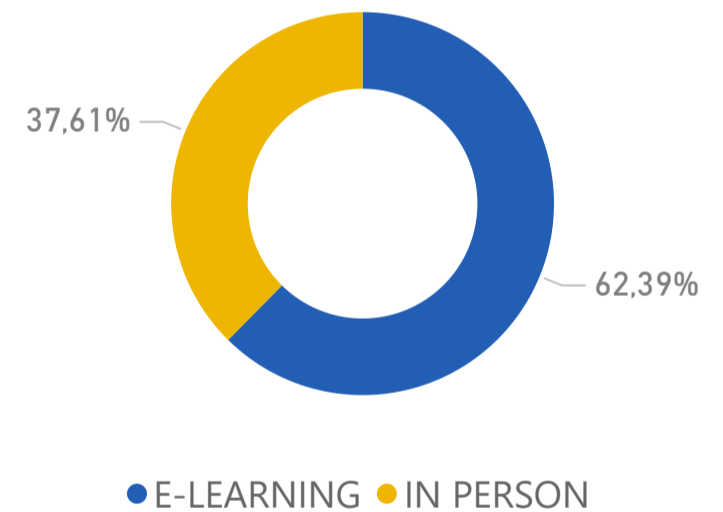


### INTEGRATION COURSES

Enrollments  
**10.071**

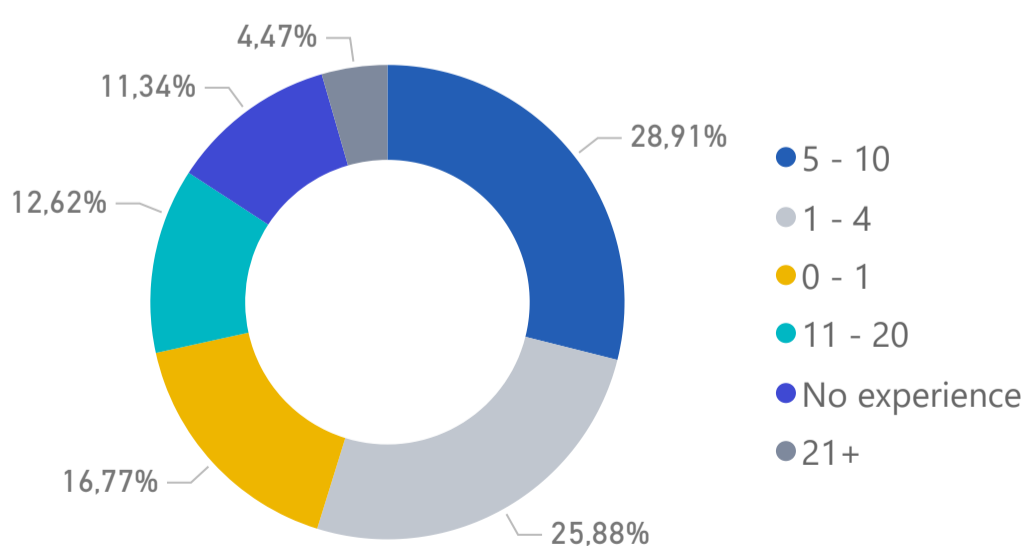
Current Students  
**527**

#### EDUCATION MODALITY



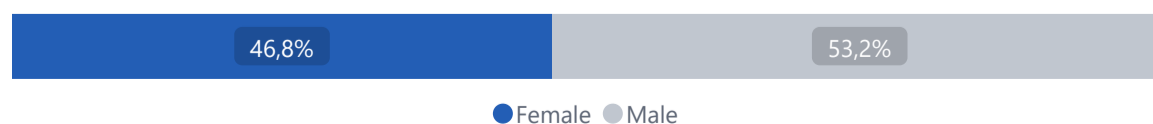
### EMPLOYABILITY SUPPORT

#### YEARS OF PROFESSIONAL EXPERIENCE



Job Counselling Sessions  
**11557**

#### JOB COUNSELLING PER GENDER



#### SKILLS PROFILING RESULT - EDUCATION LEVEL

Education Level (ISCED 2011)	#
Bachelor	1720
Upper secondary education	1655
Primary education	1380
Lower secondary education	1317
Early childhood education	824
Master's	235
Post-secondary non tertiary education	160
Short cycle tertiary education	154
Doctoral	30
Doctoral not completed	4

**Total Profiled**

**7479**