



Registered Third-country nationals or stateless persons

Data by Gender

2023

Male		Female		Total	
30.211	72,29%	11.579	27,71%	41.790	100,00%

72,29%



27,71%



*Statistics for 1/1/2023 - 31/12/2023

Editing - Processing:

LEKKAKOS Thomas_Statistical Representative_RICs & MPRICs Directorate / Reception and Identification Service
GKEKA Antonia_Dep. Statistical Representative_Support Directorate / Reception and Identification Service

Source:

Sub-System FIRST RECEPTION (POL) + Unified First Reception and Asylum Information System

Remarks:

- (i). It should be noted that in the processing, analysis and recording of the data (of all diagrams) the movements to the mainland have not been taken into account.
- (ii). The defragmentation and generally the processing concerns a file extracted from the Unified First Reception and Asylum Information System on 14/02/2024.

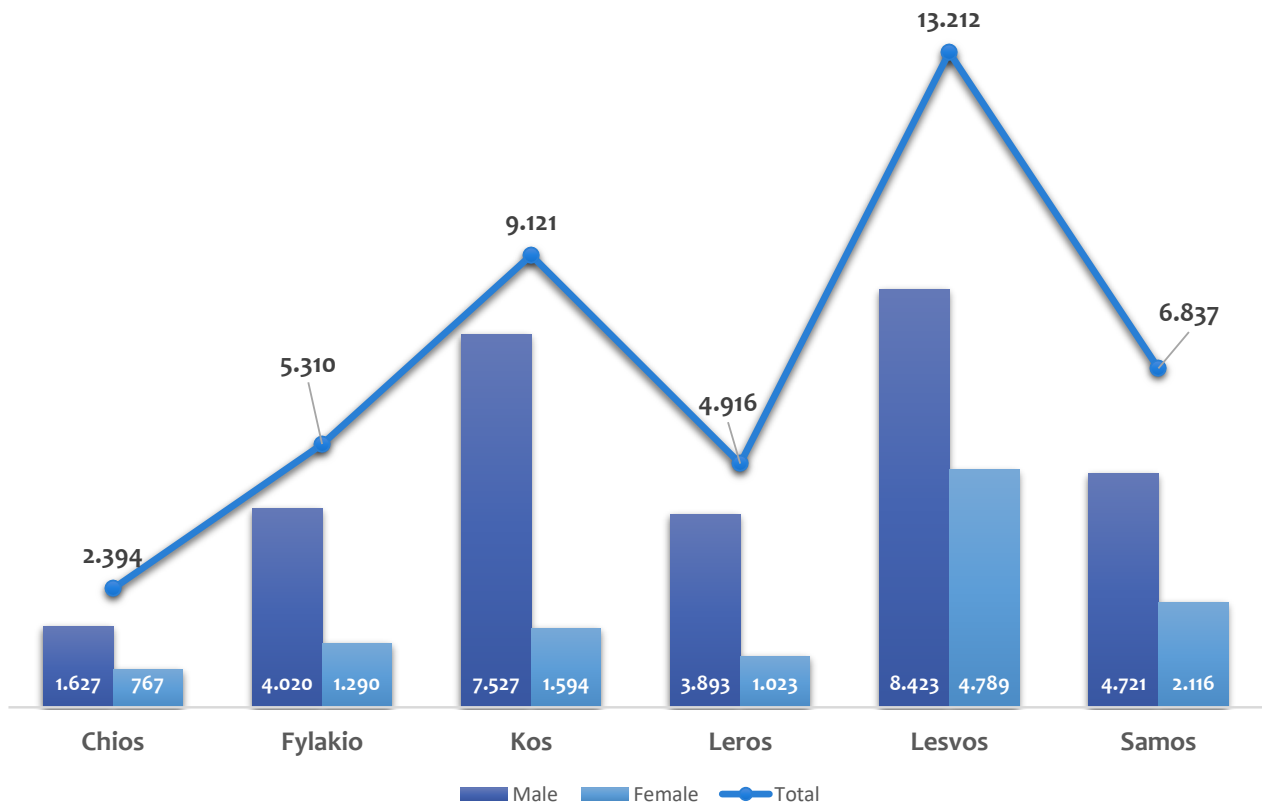


Registered Third-country nationals or stateless persons

Data per Place of Registration

2023

Place of Registration	Male	Female	Total	
Chios	1.627	767	2.394	5,73%
Fylakio	4.020	1.290	5.310	12,71%
Kos	7.527	1.594	9.121	21,83%
Leros	3.893	1.023	4.916	11,76%
Lesvos	8.423	4.789	13.212	31,62%
Samos	4.721	2.116	6.837	16,36%
Total	30.211	11.579	41.790	



*Statistics for 1/1/2023 - 31/12/2023



HELLENIC REPUBLIC
Ministry of Migration & Asylum

General Secretariat for the Reception of Asylum Seekers
Reception and Identification Service
R.I.Cs & C.C.A.Cs Directorate
[email: ris.dir.rics@migration.gov.gr]

Registered Third-country nationals or stateless persons

Data per *Place of Registration*

2023



Registered Third-country nationals or stateless persons

Data per Month

2023

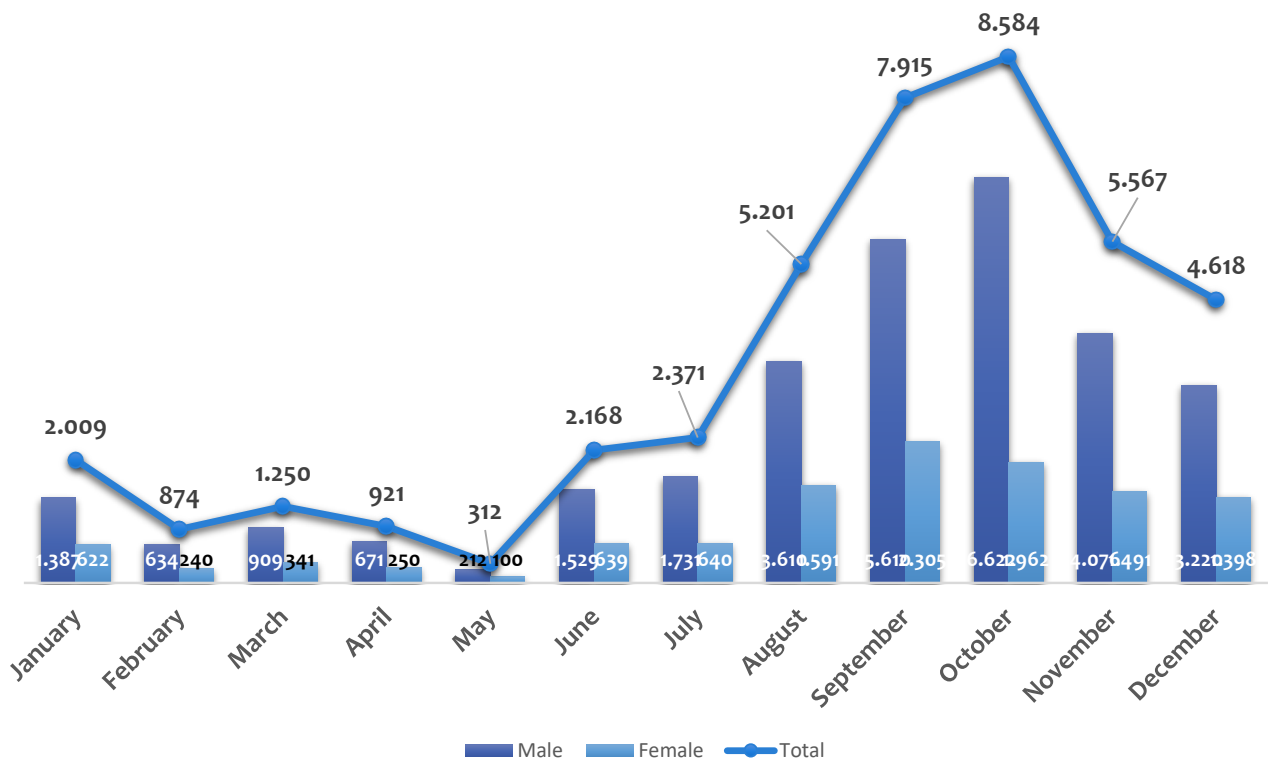
Month	Male	Female	Total	
January	1.387	622	2.009	4,81%
February	634	240	874	2,09%
March	909	341	1.250	2,99%
April	671	250	921	2,20%
May	212	100	312	0,75%
June	1.529	639	2.168	5,19%
July	1.731	640	2.371	5,67%
August	3.610	1.591	5.201	12,45%
September	5.610	2.305	7.915	18,94%
October	6.622	1.962	8.584	20,54%
November	4.076	1.491	5.567	13,32%
December	3.220	1.398	4.618	11,05%
Total	30.211	11.579	41.790	



Registered Third-country nationals or stateless persons

Data per Month

2023



*Statistics for 1/1/2023 - 31/12/2023



HELLENIC REPUBLIC

Ministry of Migration & Asylum

General Secretariat for the Reception of Asylum Seekers

Reception and Identification Service

R.I.Cs & C.C.A.Cs Directorate

[email: ris.dir.rics@migration.gov.gr]

Registered Third-country nationals or stateless persons

Data per Month

2023

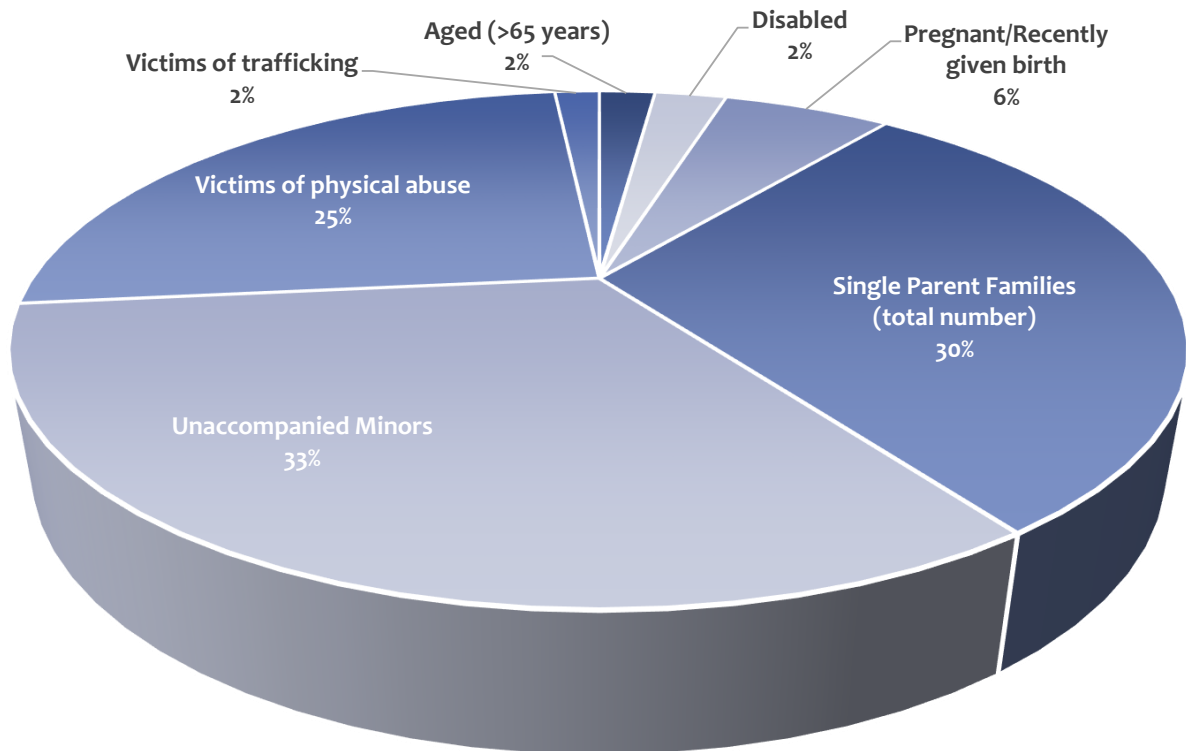


Registered Third-country nationals or stateless persons

Data per Category of Vulnerability

2023

Category of Vulnerability	Number of persons	
Aged (>65 years)	136	2,00%
Disabled	174	2,56%
Pregnant/Recently given birth	407	5,99%
Single Parent Families (total number)	2.025	29,81%
Unaccompanied Minors	2.241	32,99%
Victims of physical abuse	1.700	25,03%
Victims of trafficking	109	1,60%
Total	6.792	





HELLENIC REPUBLIC
Ministry of Migration & Asylum

General Secretariat for the Reception of Asylum Seekers
Reception and Identification Service
R.I.Cs & C.C.A.Cs Directorate
[email: ris.dir.rics@migration.gov.gr]

Registered Third-country nationals or stateless persons

Data per *Category of Vulnerability*

2023

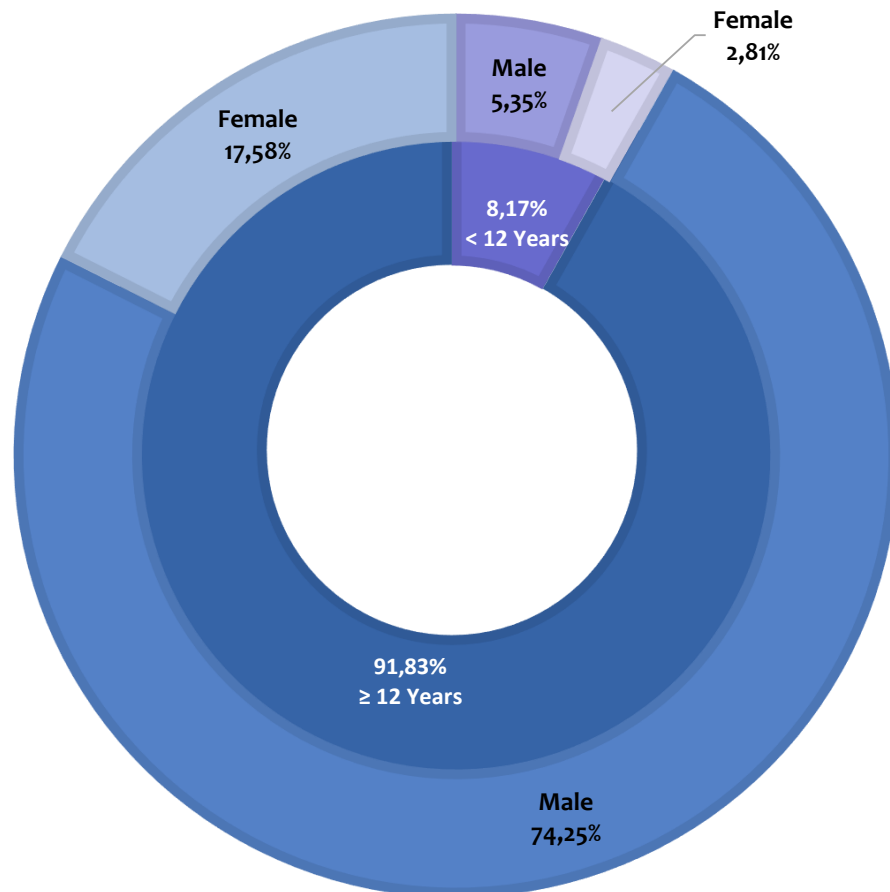


Registered Third-country nationals or stateless persons

Unaccompanied Minors

2023

Age	Gender	Number of persons	
< 12 Years	Male	120	5,35%
< 12 Years	Female	63	2,81%
≥ 12 Years	Male	1.664	74,25%
≥ 12 Years	Female	394	17,58%
Total		2.241	



*Statistics for 1/1/2023 - 31/12/2023



Registered Third-country nationals or stateless persons

Unaccompanied Minors

2023

LEKKAKOS Thomas_Statistical Representative_RICs & MPRIcs Directorate / Reception and Identification Service
GKEKA Antonia_Dep. Statistical Representative_Support Directorate / Reception and Identification Service

Source:

Sub-System FIRST RECEPTION (POL) + Unified First Reception and Asylum Information System

Remarks:

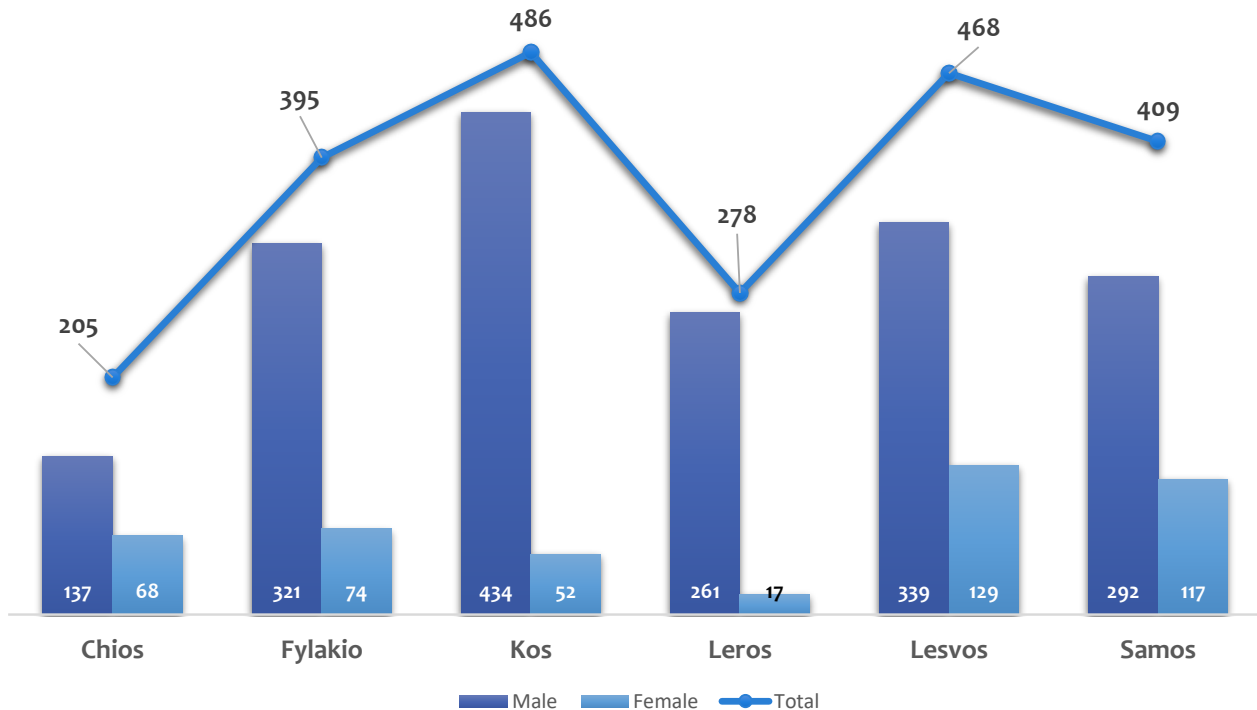
- (i) The statistical data concerning unaccompanied minors are provided with every reservation as this is a dynamic phenomenon. It depends on the data or/and characterizations recorded by the respective graded operators in the FIRST RECEPTION Sub-System (POL) and the UNIFIED FIRST RECEPTION AND ASYLUM INFORMATION SYSTEM and of course on the possible orders of the competent Prosecution Authorities regarding the assignment or non-assignment/care of minors.
- (ii) It should be noted that in the processing, analysis and recording of the data (of all diagrams) the movements to the mainland have not been taken into account.
- (iii) The defragmentation and generally the processing concerns a file extracted from the Unified First Reception and Asylum Information System on 14/02/2024.



Registered Third-country nationals or stateless persons

Unaccompanied Minors per Place of Registration 2023

Place of Registration	Male	Female	Total	
Chios	137	68	205	9,15%
Fylakio	321	74	395	17,63%
Kos	434	52	486	21,69%
Leros	261	17	278	12,41%
Lesvos	339	129	468	20,88%
Samos	292	117	409	18,25%
Total	1.784	457	2.241	



*Statistics for 1/1/2023 - 31/12/2023



HELLENIC REPUBLIC
Ministry of Migration & Asylum

General Secretariat for the Reception of Asylum Seekers
Reception and Identification Service
R.I.Cs & C.C.A.Cs Directorate
[email: ris.dir.rics@migration.gov.gr]

Registered Third-country nationals or stateless persons

Unaccompanied Minors per Place of Registration

2023

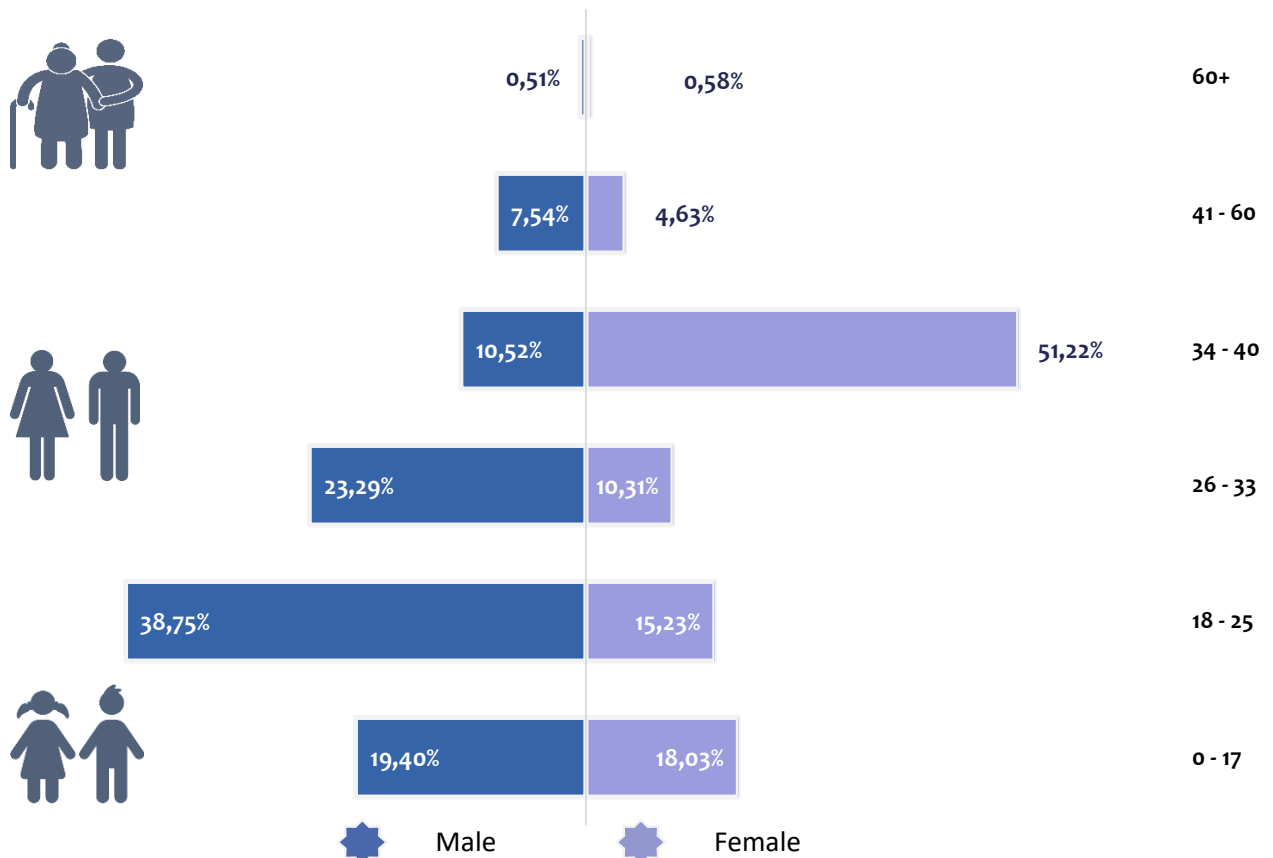


Registered Third-country nationals or stateless persons

Data by Age Group

2023

Age Group	Male	Female	Total	
0 - 17	5.861	3.873	9.734	18,83%
18 - 25	11.706	3.272	14.978	28,98%
26 - 33	7.035	2.214	9.249	17,89%
34 - 40	3.178	11.001	14.179	27,43%
41 - 60	2.277	995	3.272	6,33%
61+	154	124	278	0,54%
Total	30.211	21.479	51.690	



*Statistics for 1/1/2023 - 31/12/2023



HELLENIC REPUBLIC
Ministry of Migration & Asylum

General Secretariat for the Reception of Asylum Seekers
Reception and Identification Service
R.I.Cs & C.C.A.Cs Directorate
[email: ris.dir.rics@migration.gov.gr]

Registered Third-country nationals or stateless persons

Data by Age Group

2023



Registered Third-country nationals or stateless persons

Data by Age Group

2023

Editing - Processing:

LEKKAKOS Thomas_ Statistical Representative_ RICs & MPRICs Directorate / Reception and Identification Service
GKEKA Antonia_Dep. Statistical Representative_Support Directorate / Reception and Identification Service

Source:

Sub-System FIRST RECEPTION (POL) + Unified First Reception and Asylum Information System

Remarks:

- (i). It should be noted that in the processing, analysis and recording of the data (of all diagrams) the movements to the mainland have not been taken into account.
- (ii). The defragmentation and generally the processing concerns a file extracted from the Unified First Reception and Asylum Information System on **14/02/2024**.



Registered Third-country nationals or stateless persons

Data per Nationality

2023

Continent	Country	Number of persons	
Asia	Syria	12,317	29,47%
Asia	Afghanistan	7,818	18,71%
Asia	State of Palestine	6,590	15,77%
Africa	Somalia	2,848	6,82%
Asia	Turkey	2,124	5,08%
Africa	Ethiopia	1,467	3,51%
Asia	Iraq	1,326	3,17%
Africa	Sierra Leone	1,143	2,74%
Africa	Democratic Republic of the Congo	973	2,33%
Africa	Sudan	967	2,31%
Asia	Yemen	876	2,10%
Africa	Egypt	567	1,36%
Africa	Cameroon	494	1,18%
Africa	Eritrea	476	1,14%
Africa	Guinea	272	0,65%
Asia	Iran	247	0,59%
Stateless	Stateless	231	0,55%
Africa	Morocco	133	0,32%
Africa	Mali	113	0,27%
Africa	Congo	96	0,23%
Asia	Pakistan	75	0,18%
Africa	Ghana	68	0,16%
Africa	South Sudan	65	0,16%
N. America	Haiti	62	0,15%
Africa	Djibouti	46	0,11%
Africa	Gambia	46	0,11%
Africa	Cote d'Ivoire	43	0,10%
Africa	Nigeria	36	0,09%



Registered Third-country nationals or stateless persons

Data per Nationality

2023

Africa	Senegal	34	0,08%
Africa	Liberia	32	0,08%
Africa	Angola	28	0,07%
Asia	Bangladesh	25	0,06%
Africa	Uganda	21	0,05%
Africa	Algeria	14	0,03%
Asia	Lebanon	14	0,03%
Africa	Togo	11	0,03%
Africa	Kenya	9	0,02%
Africa	Burkina Faso	8	0,02%
Africa	Tunisia	8	0,02%
Africa	Gabon	4	0,01%
S. America	Guyana	4	0,01%
Africa	Mauritania	4	0,01%
Africa	Niger	4	0,01%
Africa	Chad	3	0,01%
Asia	China	3	0,01%
Africa	Comoros	3	0,01%
N. America	Dominican Republic	3	0,01%
Asia	Jordan	3	0,01%
Asia	Nepal	3	0,01%
Africa	Tanzania	3	0,01%
Europe	Azerbaijan	2	0,00%
Africa	Benin	2	0,00%
Africa	Central African Republic (CAR)	2	0,00%
Asia	India	2	0,00%
Asia	Kuwait	2	0,00%
Africa	Libya	2	0,00%
Asia	Saudi Arabia	2	0,00%
Asia	Sri Lanka	2	0,00%



Registered Third-country nationals or stateless persons

Data per Nationality

2023

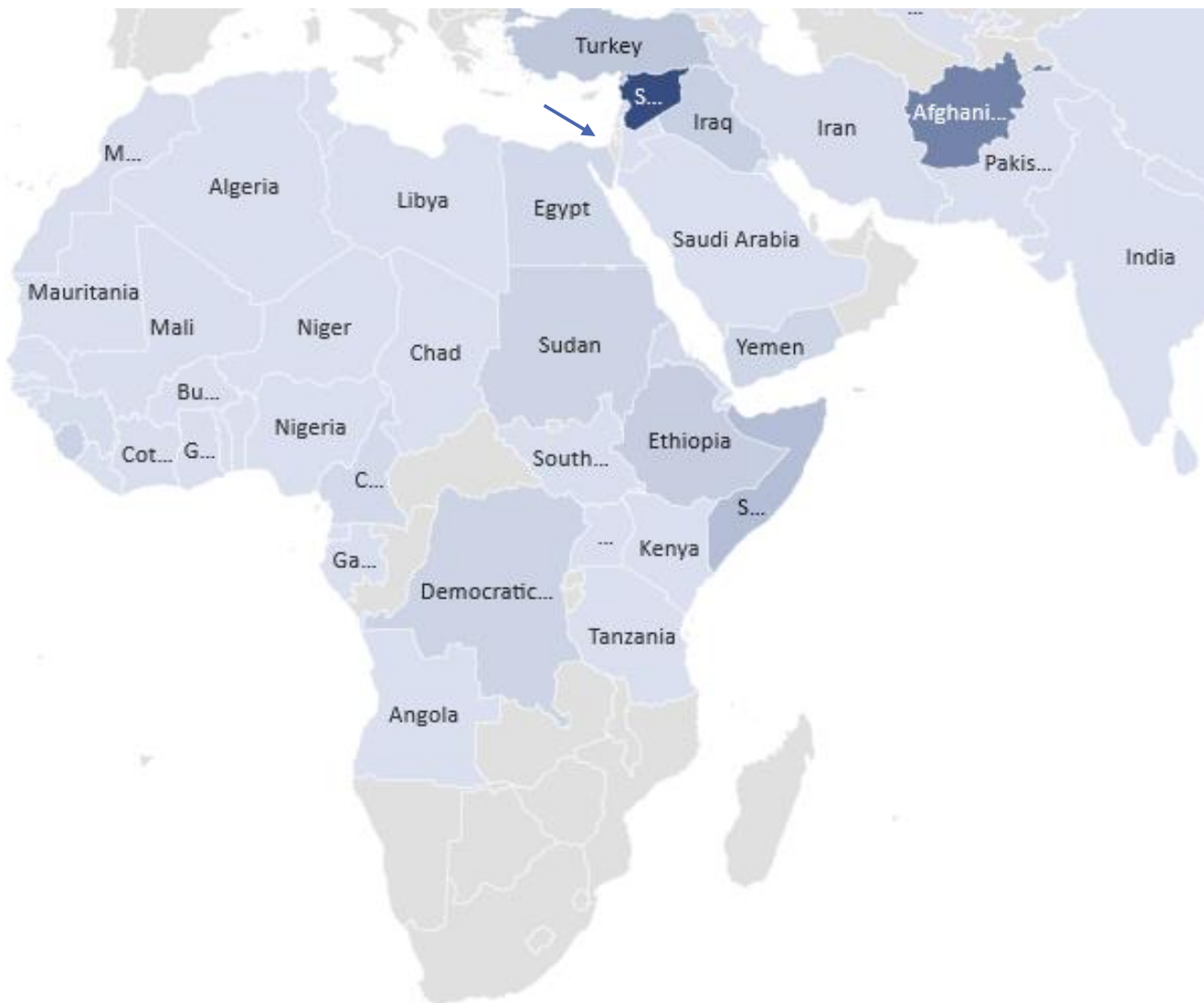
Africa	Cabo Verde	1	0,00%
Africa	Equatorial Guinea	1	0,00%
Europe	France	1	0,00%
Europe	Georgia	1	0,00%
Africa	Guinea-Bissau	1	0,00%
Asia	Indonesia	1	0,00%
Europe	Kosovo	1	0,00%
Asia	Myanmar	1	0,00%
Europe	Serbia	1	0,00%
Asia	Singapore	1	0,00%
S. America	Suriname	1	0,00%
Asia	Thailand	1	0,00%
Oceania	Tuvalu	1	0,00%
Asia	Uzbekistan	1	0,00%
Total		41.790	



Registered Third-country nationals or stateless persons

Data per Nationality

2023



*Statistics for 1/1/2023 - 31/12/2023



HELLENIC REPUBLIC
Ministry of Migration & Asylum

General Secretariat for the Reception of Asylum Seekers
Reception and Identification Service
R.I.Cs & C.C.A.Cs Directorate
[email: ris.dir.rics@migration.gov.gr]

Registered Third-country nationals or stateless persons

Data per *Nationality*

2023