



Situation Update: Unaccompanied Minors (UAM) in Greece

Reference Date: 01.09.2024



Key Facts

* **1.892** minors in total out of which:

91% Boys

9% Girls

16% <15 years old

1.211 minors in **Accommodation Center**

149 minors in **semi-Independent Living apartments (SIL)**

149 minors in **Emergency Accommodation Facilities**

337 minors in **Reception and Identification Centers & Closed Controlled Access Centers of Islands**

46 minors in **Controlled Accommodation Facilities for Asylum Seekers**

*The number includes **99 separated minors, who are accompanied by an adult who is not their primary legal guardian. & their care has not been assigned by a prosecutor's order.**

*The number includes **3 unaccompanied minors and 9 minors with 3 caretakers from Ukraine.**

Number of places

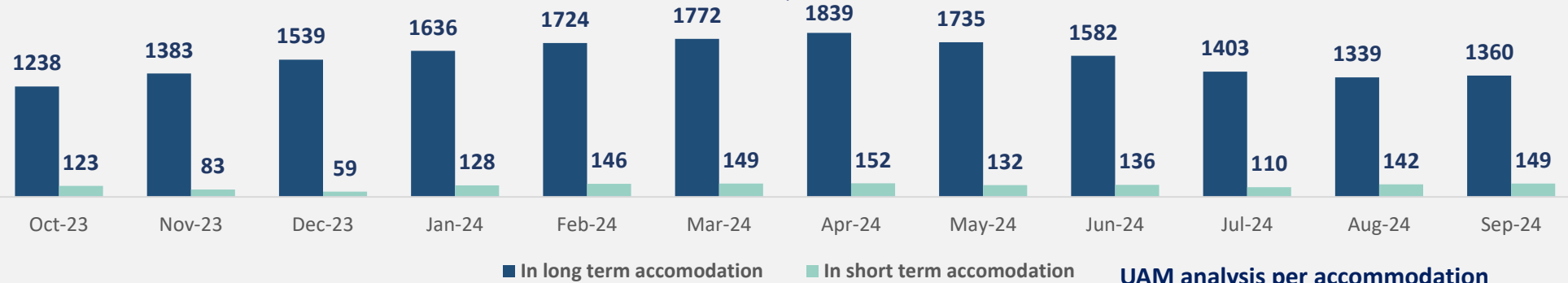
1.767 places in **Accommodation Facilities** (Accommodation Centers/SIL apartments)

155 places in **Emergency Accommodation Facilities**

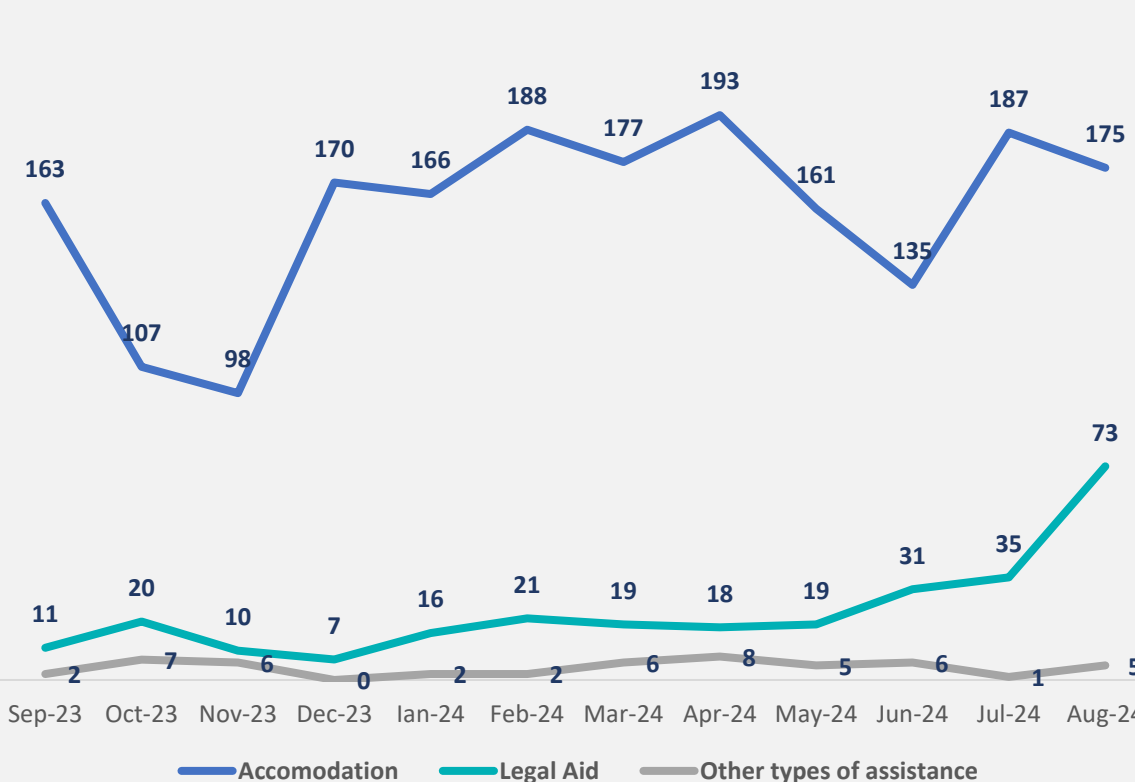
Figures dynamically change and may be adjusted based on verification by SSPUAM. All figures are based on referrals.

Number of UAM per accommodation type

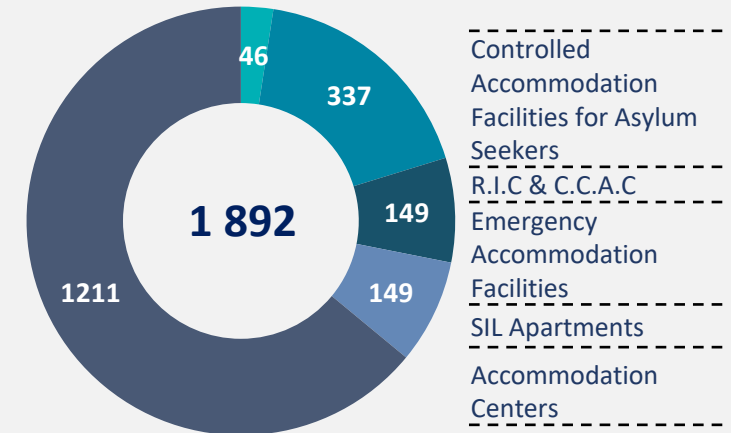
October 2023 – September 2024



National Emergency Response Mechanism



UAM analysis per accommodation type



The National Emergency Response Mechanism for Unaccompanied Minors (UAM) in precarious living conditions launched the telephone line in April 2021. Until today, the Mechanism received **12.450** calls, which concern **9.121** different cases of (UAMs), out of which **7.560** concern accommodation requests, **905** legal aid, and **652** other types of assistance. Since 02.03.2022, the line has received referrals for **4 unaccompanied***, **10 orphans (with escorts) directly from an orphanage of Ukraine** and **587 separated minors from Ukraine.**

*there are cases of unaccompanied minors whose status changes from unaccompanied to separated following their initial referral as well as due to their adulthood



Situation Update: Unaccompanied Minors (UAM) in Greece

Number and places of UAM shelters, apartments SIL, emergency accommodation facilities, *September 2024*



Key Facts

UAM Shelters

-Current: **60** UAM shelters with total **1.537** places

SIL (Supported Independent Living apartments)

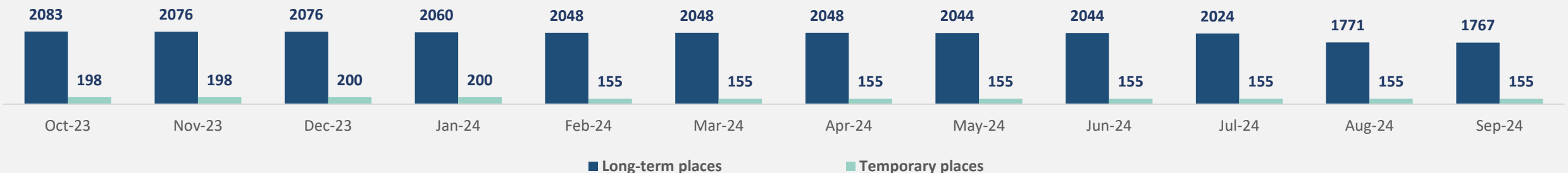
-Current: **58** SIL apartments for UAM with total **230** places

Emergency Accommodation facilities

-Current: **4** emergency accommodation facilities with total **155** places



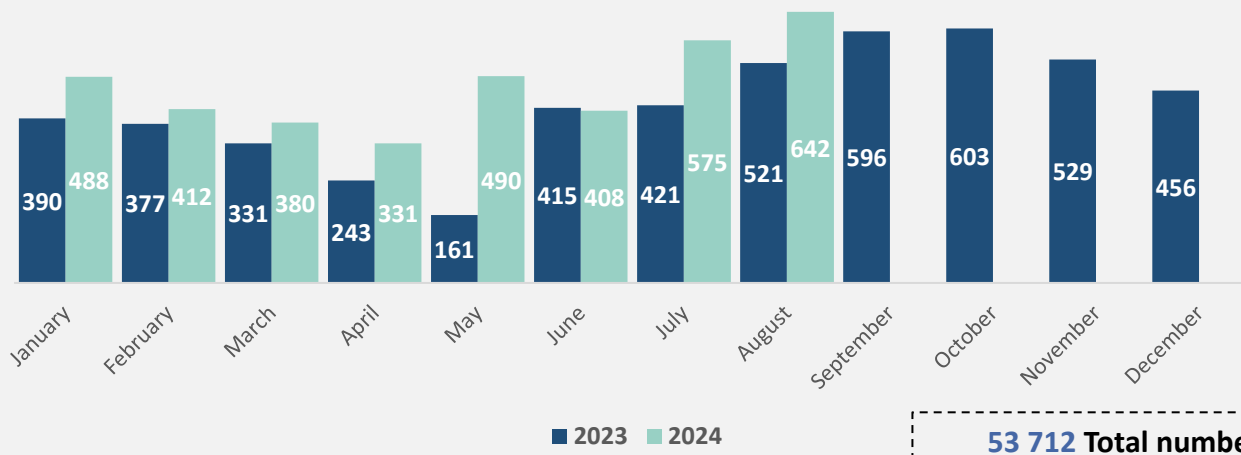
Current Capacity compared to previous months
October 2023 – September 2024



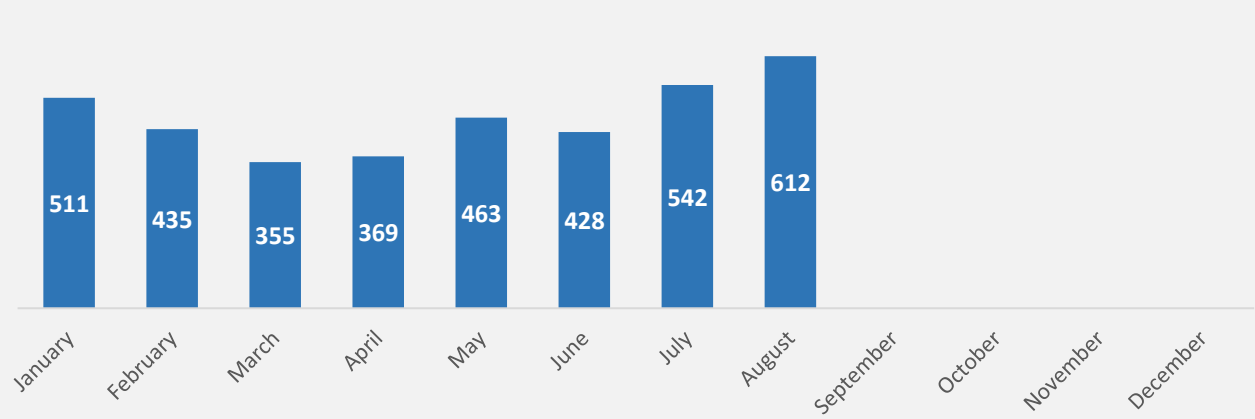


General Secretariat for Vulnerable Persons & Institutional Protection

Number of UAM Referrals for accommodation to SGVP by month (2023 – 2024)



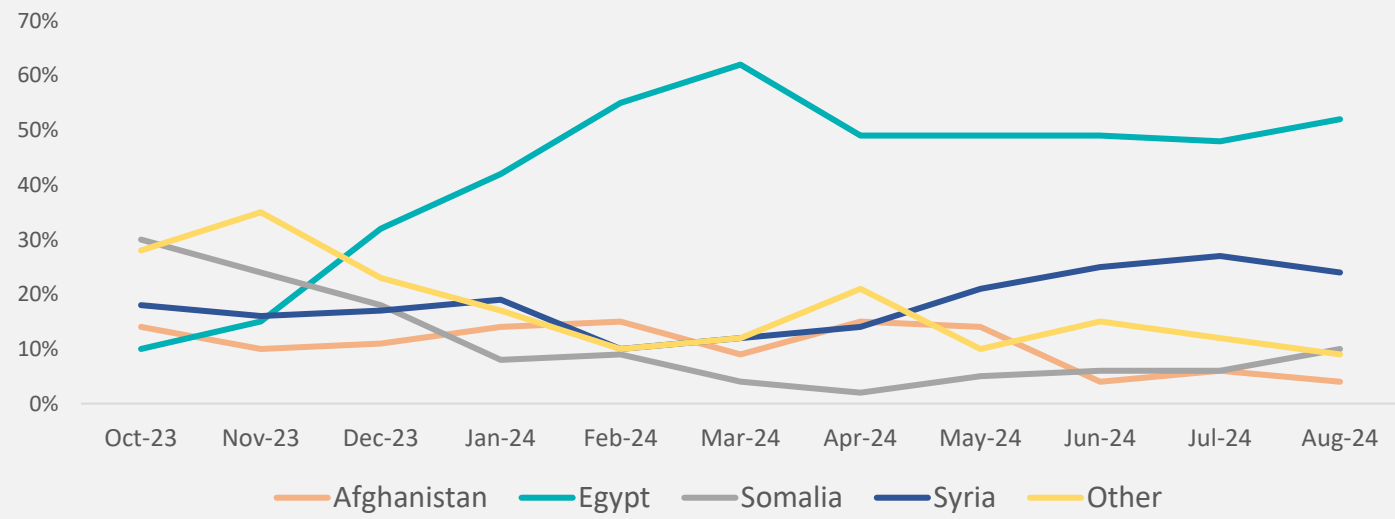
Referrals processed* per child and by month (2024)



53 712 Total number of UAM referrals
January 2016 - August 2024

*Placement issued or referral cancelled upon verification

UAM referrals (%) for accommodation to SGVP by month and nationality
October 2023 – August 2024



Estimated UAM population disaggregated by nationality
1.892

