

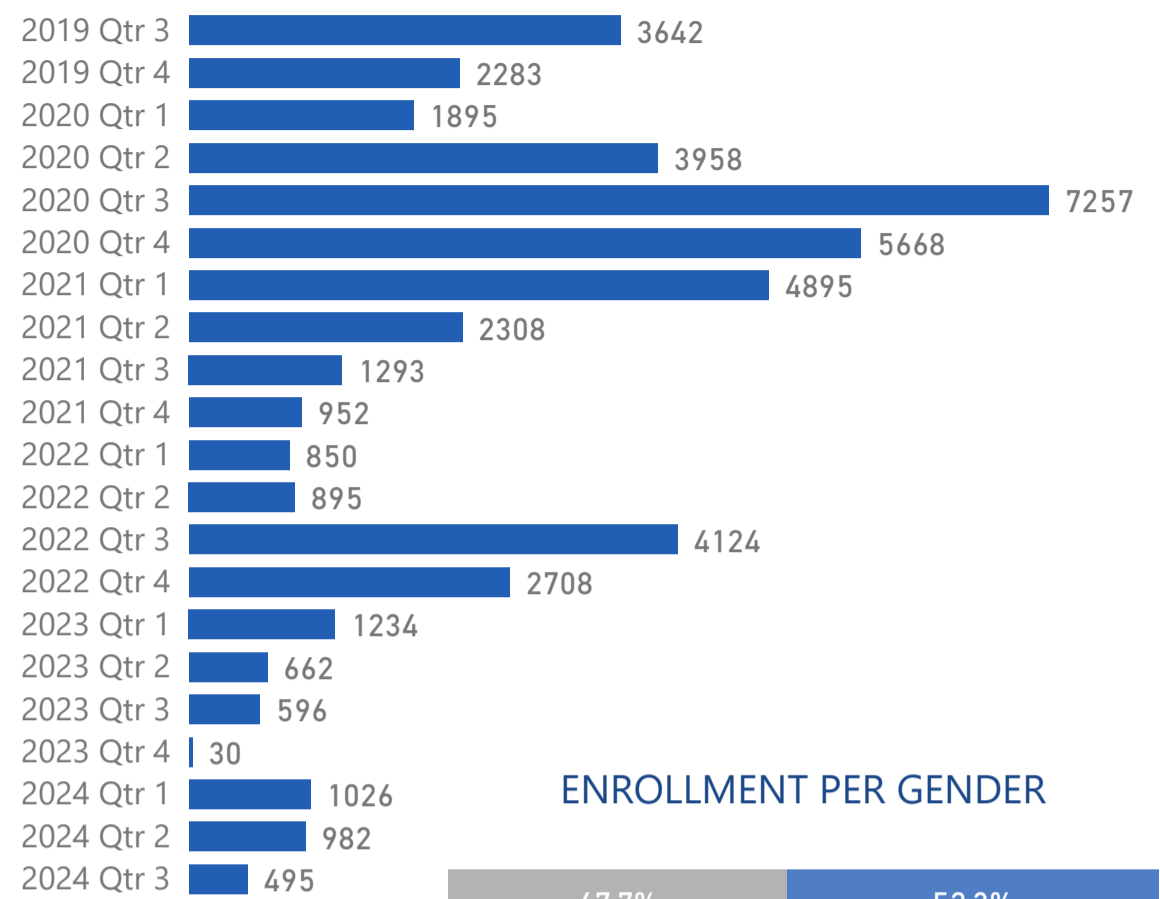
31/10/2024

BENEFICIARIES ENROLLED IN HELIOS

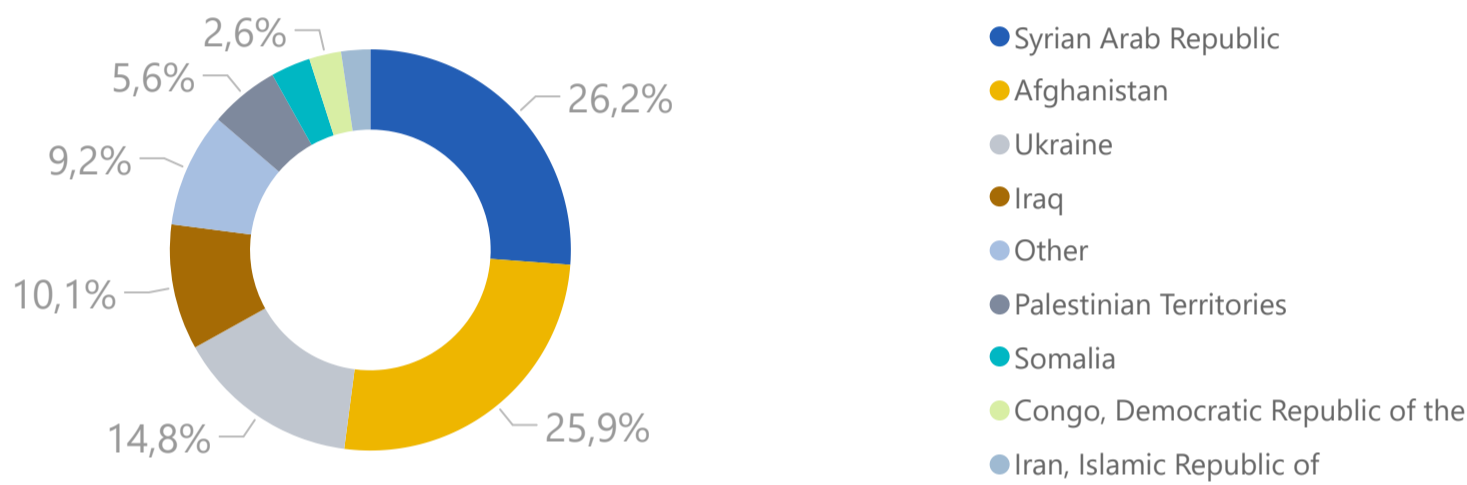
47753

SINCE THE BEGINNING OF PROJECT IMPLEMENTATION
*Regarding the Enrollments, the figures are up to 31st of August 2024

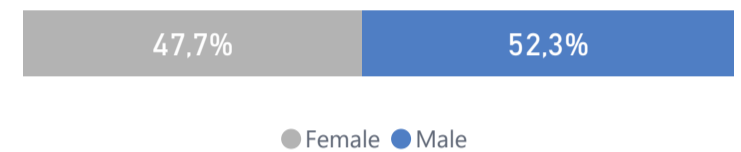
NEW ENROLLMENTS PER QUARTER



ENROLLMENT PER COUNTRY OF ORIGIN



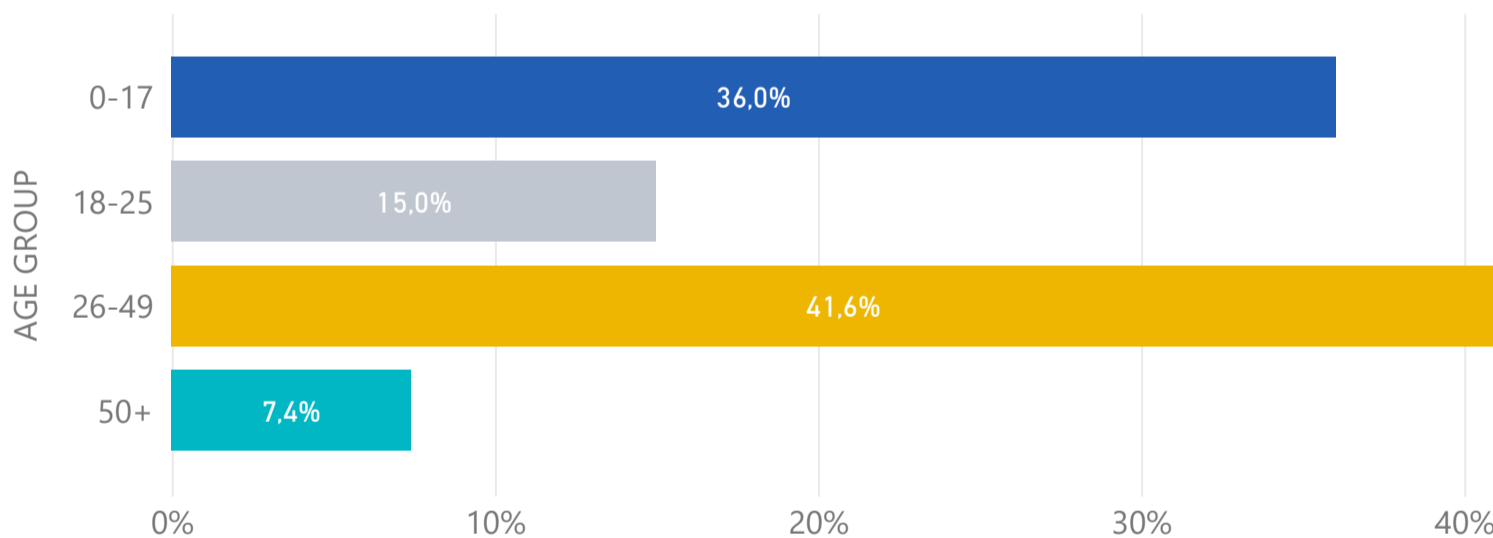
ENROLLMENT PER GENDER



ENROLLMENT PER REGION

| | |
|------------------------------|--------------|
| Attica | 15248 |
| Central Macedonia | 10018 |
| North Aegean | 7195 |
| Epirus | 2683 |
| Central Greece | 2370 |
| South Aegean | 2264 |
| Crete | 1829 |
| Thessaly | 1682 |
| Eastern Macedonia and Thrace | 1443 |
| Peloponnese | 1309 |
| Western Macedonia | 1095 |
| Western Greece | 556 |
| Ionian Islands | 61 |
| Total | 47753 |

AGE OF THE ENROLLED HELIOS POPULATION




ACCOMMODATION SUPPORT

| | TOTAL # | CURRENT # |
|--|---------|-----------|
| Households benefitting from HELIOS Rental Subsidies | 10.816 | 712 |
| Individuals benefitting from HELIOS Rental Subsidies | 24.509 | 1111 |
| Helios Unique Houses | 8.085 | 580 |

Adult Population Benefitted from Accommodation Workshops
15275

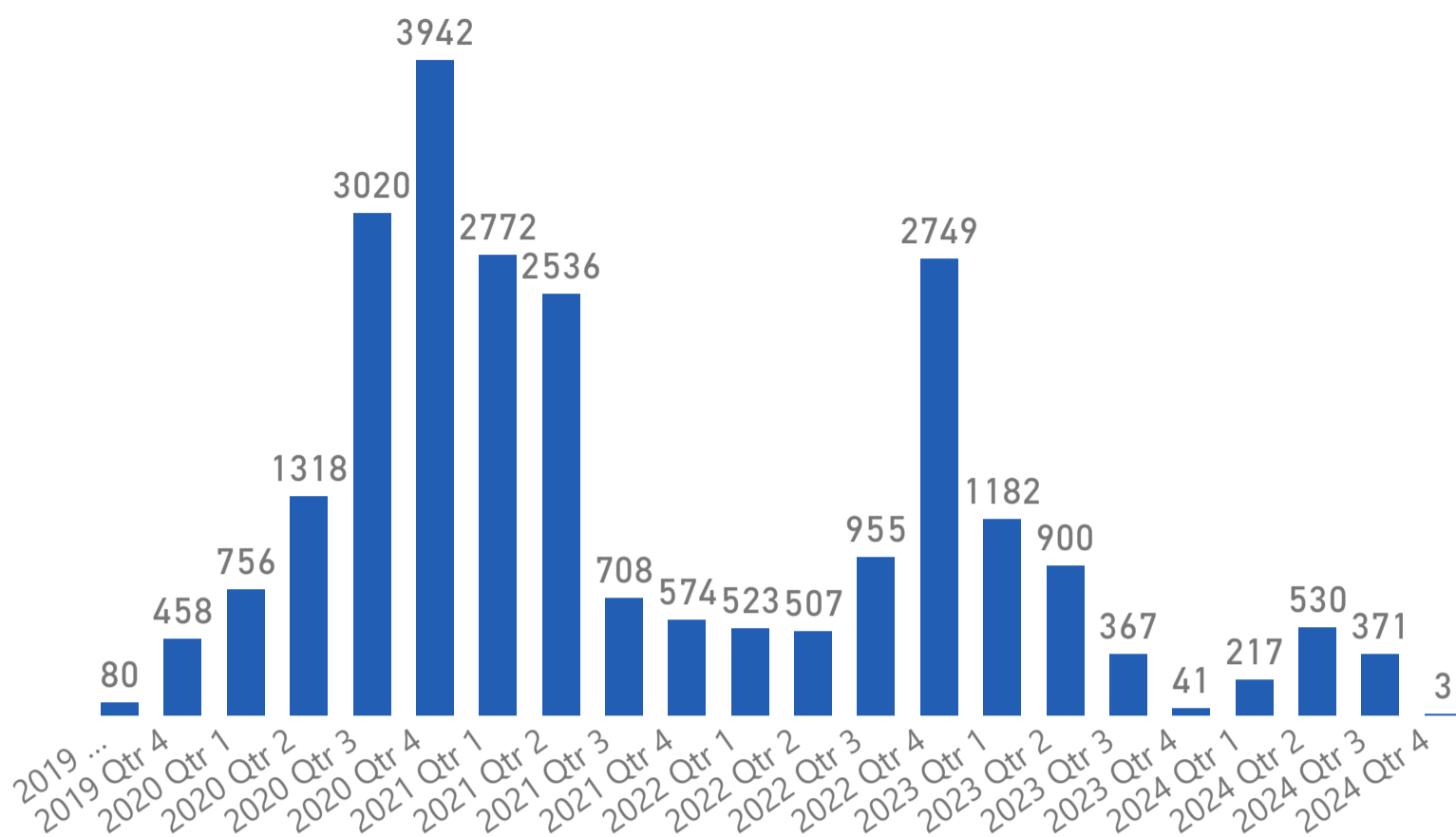
RENTAL SUBSIDIES PER GENDER



INTEGRATION LEARNING CENTERS

Athens (3) | Thessaloniki (2) | Ioannina | Heraklion | Chania

BENEFICIARIES WITH NEW LEASE AGREEMENTS PER QUARTER



DISTRIBUTION OF BENEFICIARIES WITH LEASE AGREEMENTS PER REGION

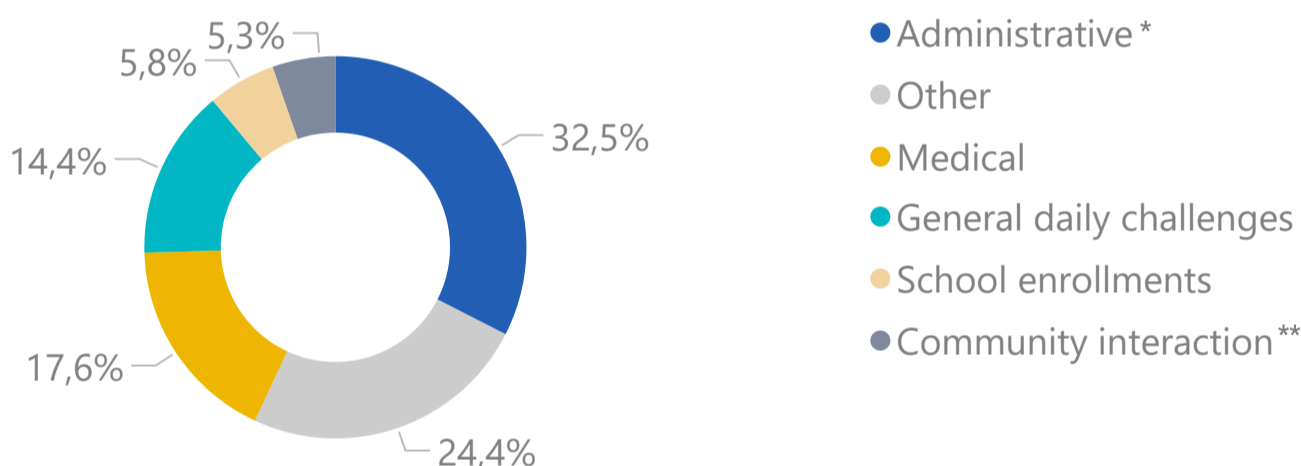
| | |
|------------------------------|--------|
| Attica | 49,22% |
| Central Macedonia | 22,09% |
| Crete | 8,11% |
| Epirus | 4,81% |
| North Aegean | 2,77% |
| Western Greece | 2,70% |
| Thessaly | 2,20% |
| Central Greece | 2,11% |
| Peloponnese | 1,87% |
| South Aegean | 1,53% |
| Eastern Macedonia and Thrace | 1,40% |
| Western Macedonia | 1,07% |
| Ionian Islands | 0,12% |

INTEGRATION MONITORING

Number of Sessions

34748

TYPE OF SUPPORT PROVIDED



* Access to Governmental Services/Social Services, Documentation support

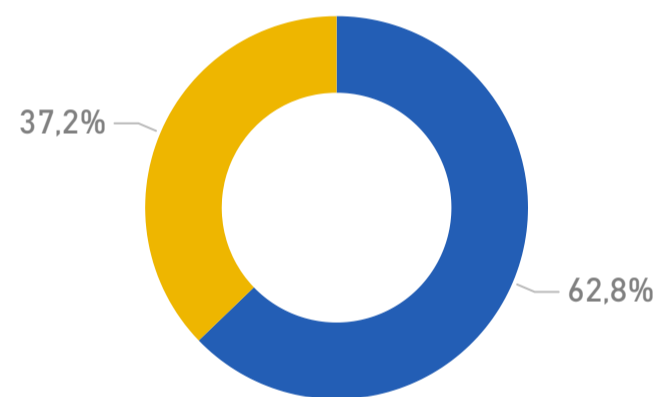
** Community Events, Sports, Activities, Volunteering

INTEGRATION COURSES

Enrollments

10.659

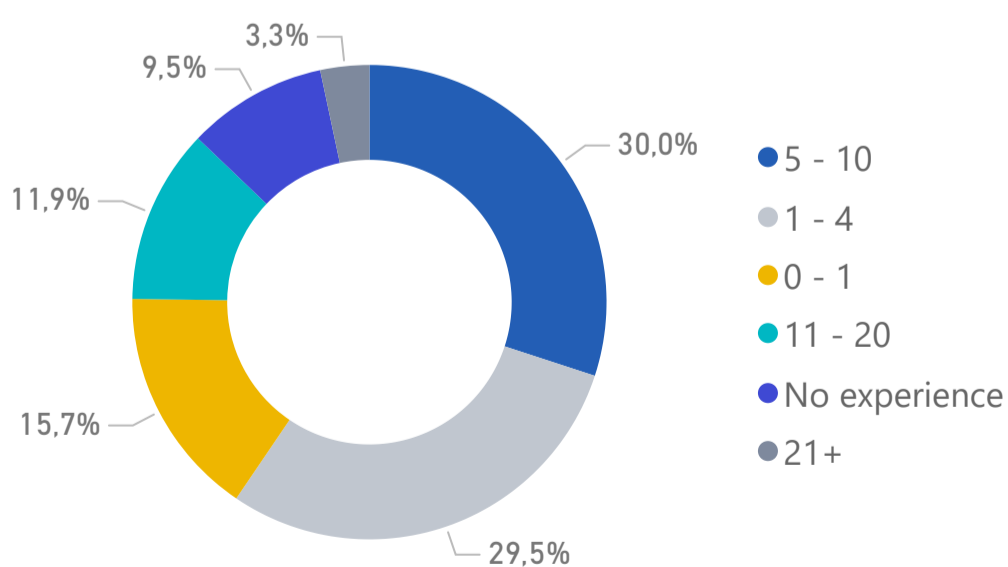
EDUCATION MODALITY



● E-LEARNING ● IN PERSON

EMPLOYABILITY SUPPORT

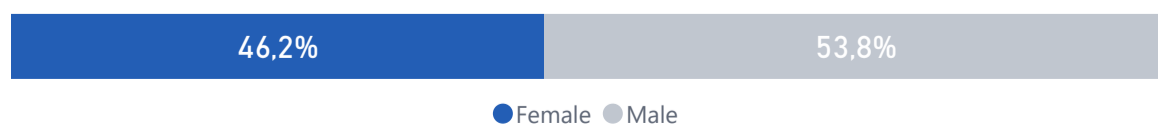
YEARS OF PROFESSIONAL EXPERIENCE



Job Counselling Sessions

12693

JOB COUNSELLING PER GENDER



● Female ● Male

SKILLS PROFILING RESULT - EDUCATION LEVEL

| Education Level (ISCED 2011) | # |
|---------------------------------------|------|
| Bachelor | 1948 |
| Upper secondary education | 1833 |
| Primary education | 1449 |
| Lower secondary education | 1380 |
| Early childhood education | 847 |
| Master's | 263 |
| Short circle tertiary education | 182 |
| Post-secondary non tertiary education | 175 |
| Doctoral | 31 |
| Doctoral not completed | 4 |

Total Profiled

8112