



# Situation Update: Unaccompanied Minors (UAM) in Greece

Reference Date: 01.01.2025



## Key Facts

- \* **2.408** minors in total out of which:
  - 90% Boys
  - 10% Girls
  - 13,1% <15 years old
  - 1.434 minors in **Accommodation Center**
  - 215 minors in **semi-Independent Living apartments (SIL)**
  - 129 minors in **Emergency Accommodation Facilities**
  - 448 minors in **Reception and Identification Centers & Closed Controlled Access Centers of Islands**
  - 182 minors in **Controlled Accommodation Facilities for Asylum Seekers**

\*The number includes **72 separated minors, who are accompanied by an adult who is not their primary legal guardian. & their care has not been assigned by a prosecutor's order.**

\*The number includes **9 minors with 3 caretakers from Ukraine.**

## Number of places

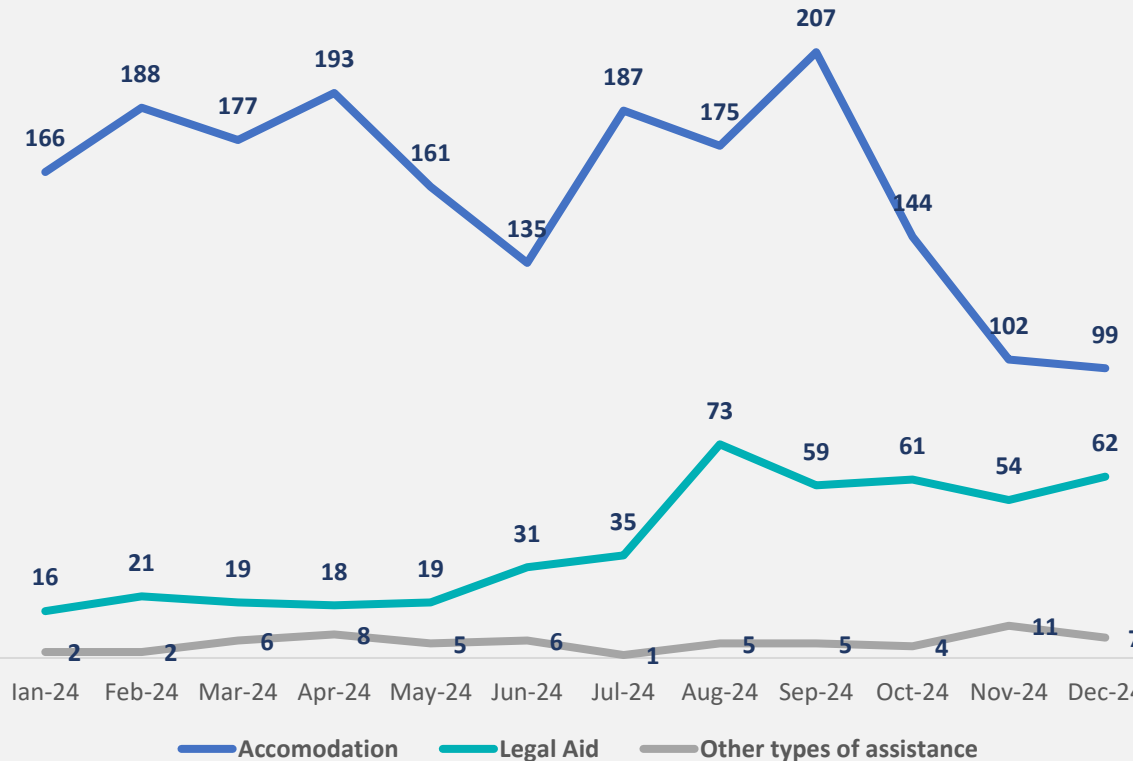
- 1.775 places in **Accommodation Facilities** (Accommodation Centers/SIL apartments)
- 155 places in **Emergency Accommodation Facilities**

Figures dynamically change and may be adjusted based on verification by SSPUAM. All figures are based on referrals.

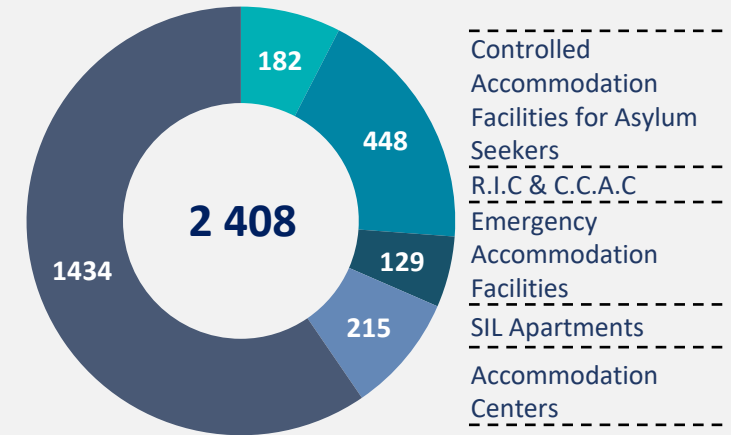
**Number of UAM per accommodation type**  
February 2024 – January 2025



## National Emergency Response Mechanism



## UAM analysis per accommodation type



The National Emergency Response Mechanism for Unaccompanied Minors (UAM) in precarious living conditions launched the telephone line in April 2021. Until today, the Mechanism received **13.670** calls, which concern **10.037** different cases of (UAMs), out of which **8.230** concern accommodation requests, **1.127** legal aid, and **680** other types of assistance. Since 02.03.2022, the line has received referrals for **4** unaccompanied\*, **10** orphans (with escorts) directly from an orphanage of Ukraine and **591** separated minors from Ukraine.

\*there are cases of unaccompanied minors whose status changes from unaccompanied to separated following their initial referral as well as due to their adulthood



# Situation Update: Unaccompanied Minors (UAM) in Greece

Number and places of UAM shelters, apartments SIL, emergency accommodation facilities, *January 2025*



Key Facts

**UAM Shelters**

-Current: **60** UAM shelters with total **1.537** places

**SIL (Supported Independent Living apartments)**

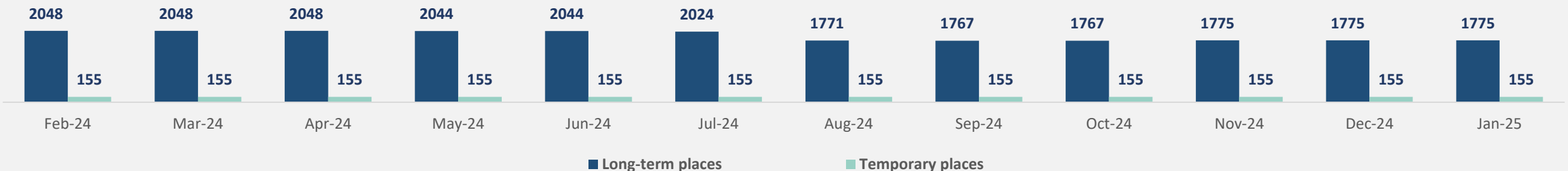
-Current: **60** SIL apartments for UAM with total **238** places

**Emergency Accommodation facilities**

-Current: **4** emergency accommodation facilities with total **155** places



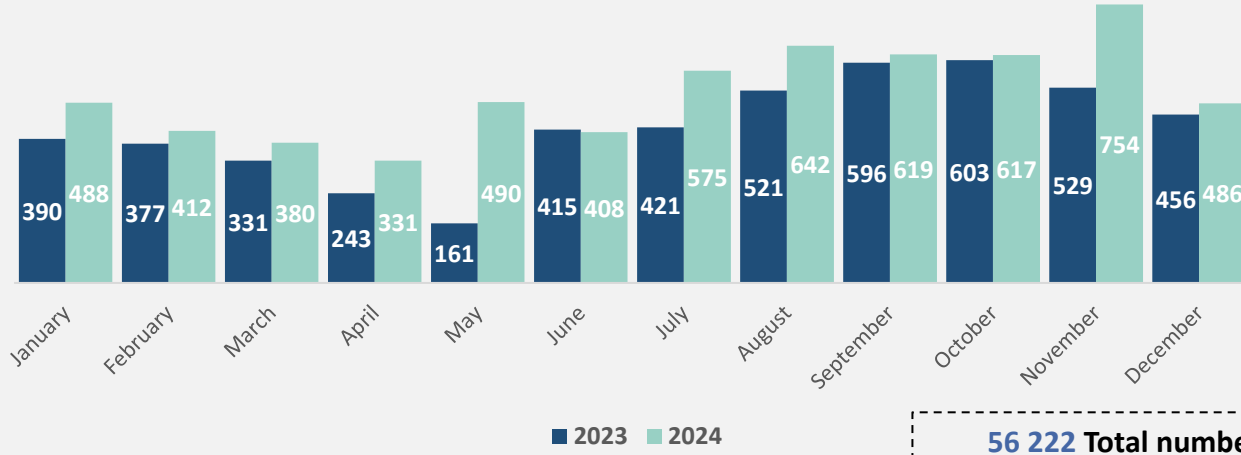
**Current Capacity compared to previous months**  
February 2024 – January 2025



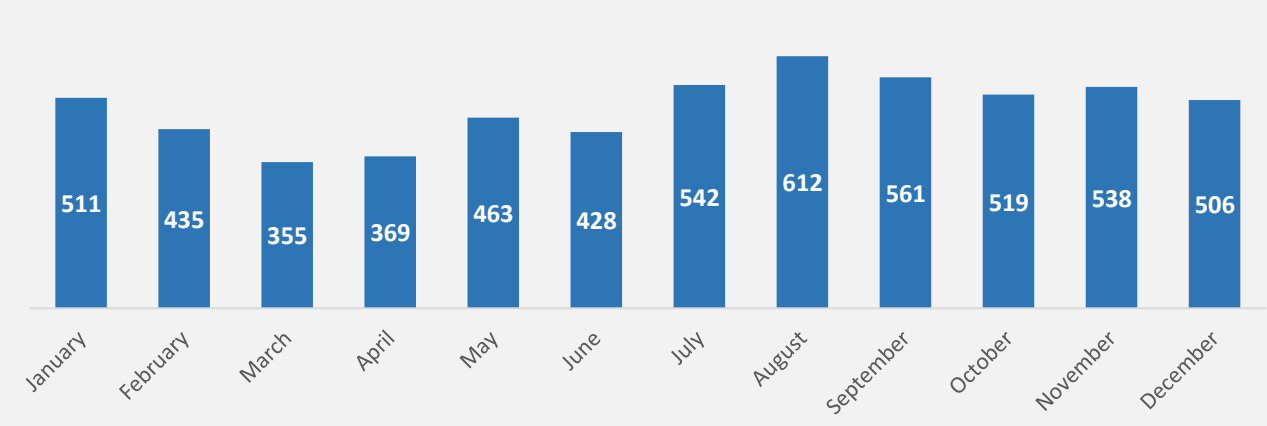


General Secretariat for Vulnerable Persons & Institutional Protection

**Number of UAM Referrals for accommodation to SGVP by month (2023 – 2024)**



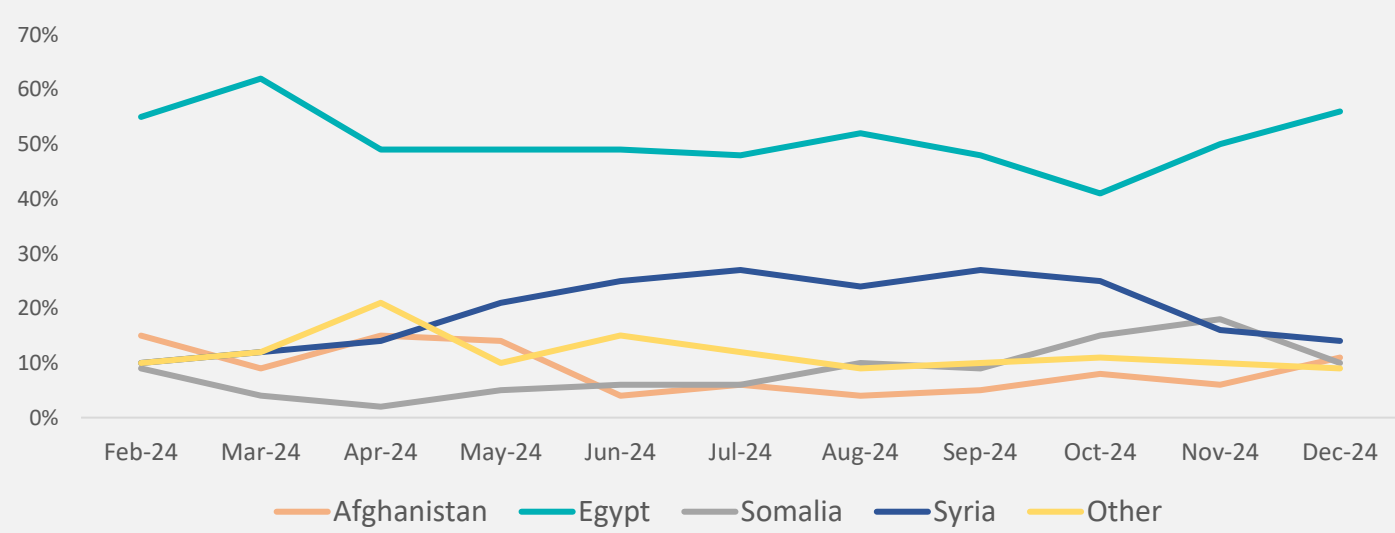
**Referrals processed\* per child and by month (2024)**



**56 222 Total number of UAM referrals**  
January 2016 - December 2024

\*Placement issued or referral cancelled upon verification

**UAM referrals (%) for accommodation to SGVP by month and nationality**  
February 2024 – December 2024



**Estimated UAM population disaggregated by nationality**  
**2.408**

