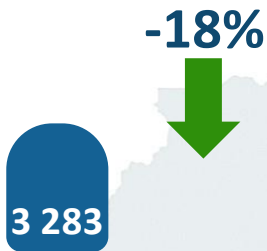




## Arrivals



1-month  
2024

1-month  
2025

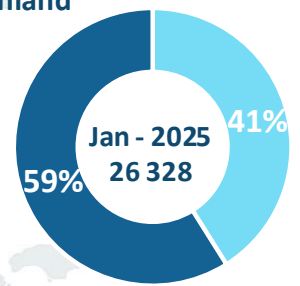
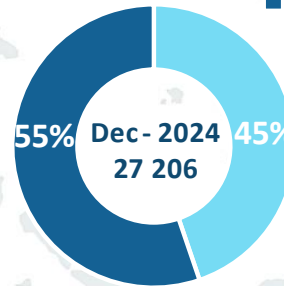
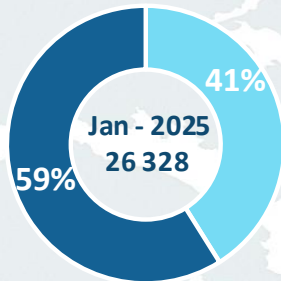
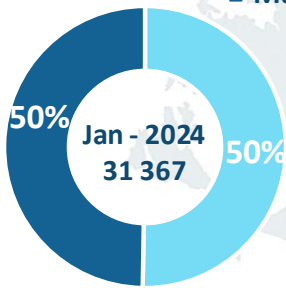
December  
2024

January  
2025

■ Islands  
■ Mainland

■ Islands  
■ Mainland

## Residents



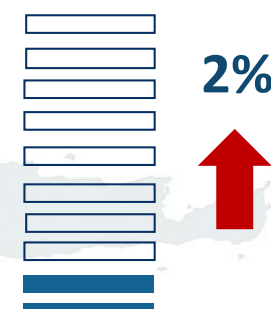
## Pending Decisions 1<sup>st</sup> & 2<sup>nd</sup> Instance



32 026  
January  
2024




28 963  
January  
2025



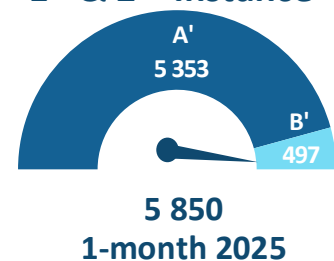
28 264  
December  
2024



28 963  
January  
2025



## Decisions 1<sup>st</sup> & 2<sup>nd</sup> Instance



# Analytical Overview

## 1. Migration flows in islands of Eastern Aegean sea and Evros



Arrivals decreased by 18% in January 2025 compared to the corresponding month of 2024.

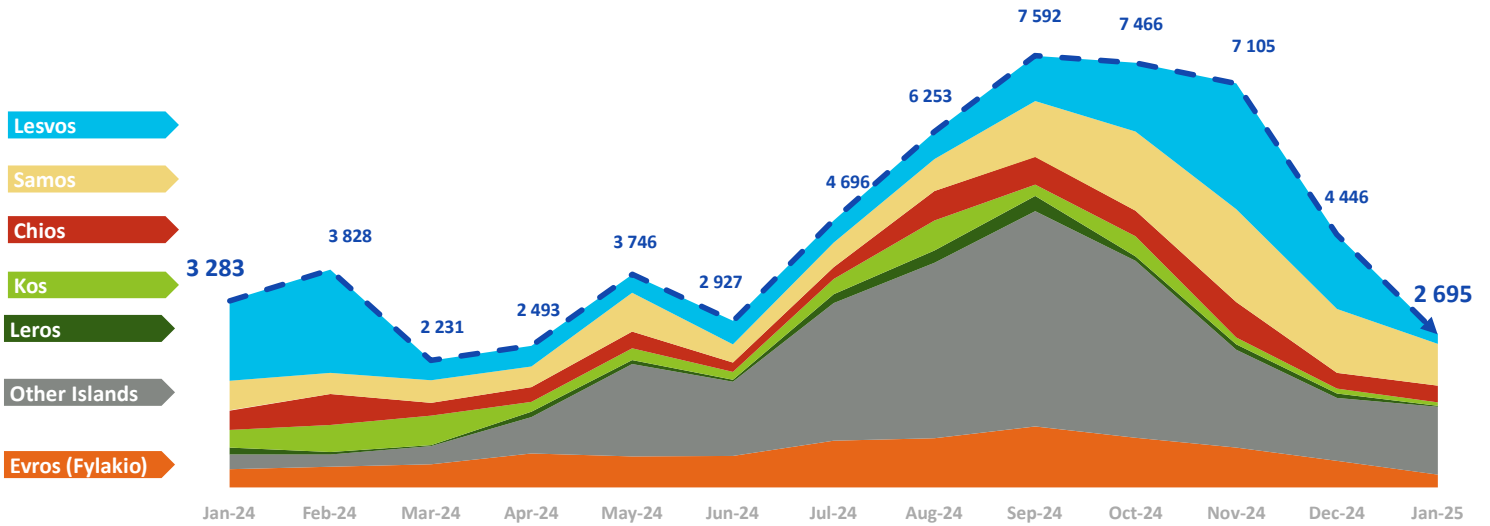


Chart 1. Migration flows (islands of Eastern Aegean sea and Evros January 2024 – January 2025 – See Appendix Table 1

## 2. Transfers of asylum seekers from the islands to the mainland

Transfers in January 2025 increased by 36% compared to the corresponding month of 2024.

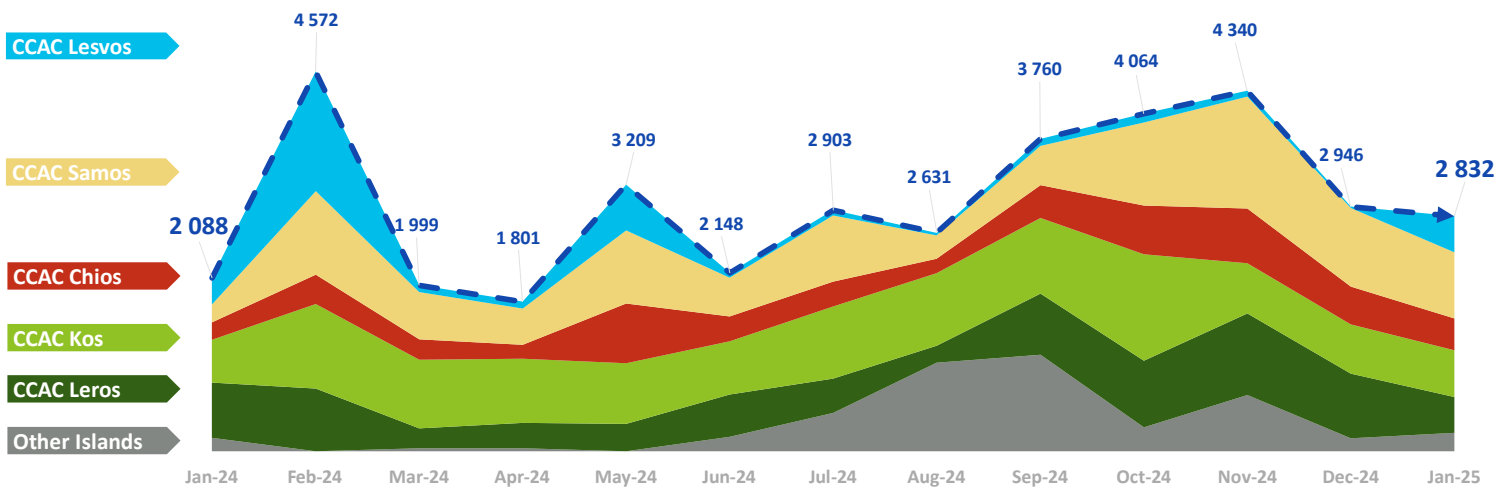


Chart 2. Transfers of asylum seekers from the islands to the mainland January 2024 – January 2025 - See Appendix Table 2

### 3. Islands Residents

The residents in the islands decreased by 31% in January 2025 compared to the corresponding month of 2024.

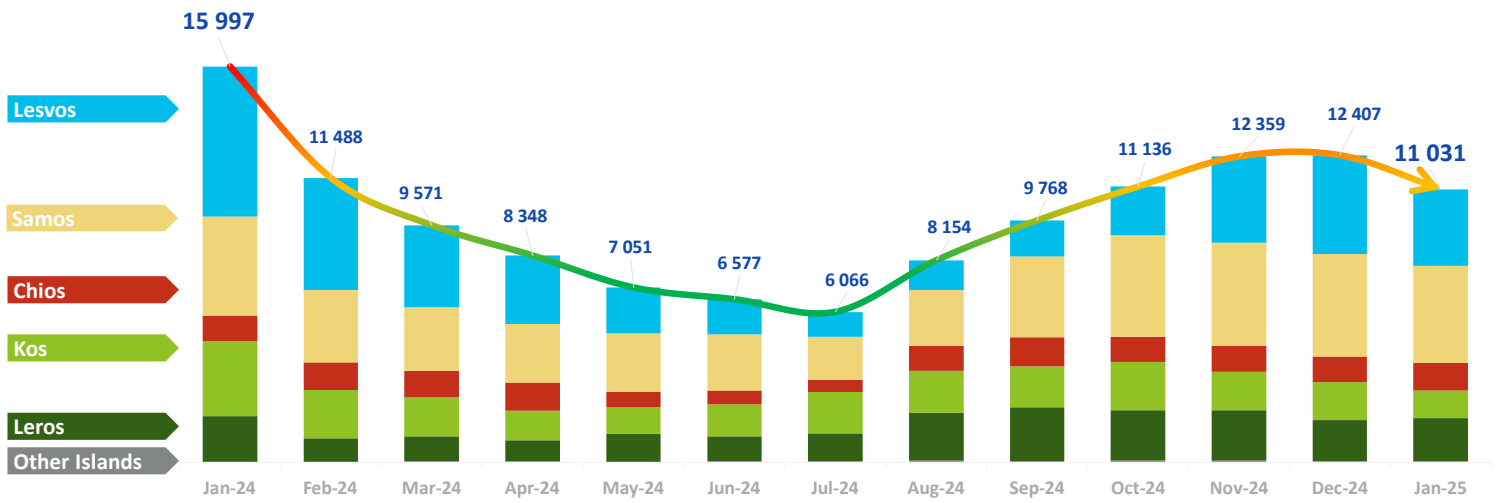


Chart 3. Island Residents in total January 2024 – January 2025 - See Appendix Table 3

### 4. Distribution of Asylum Seekers per Region and Accommodation scheme

The total number of residents decreased by 16% in January 2025 compared to the corresponding month of 2024.

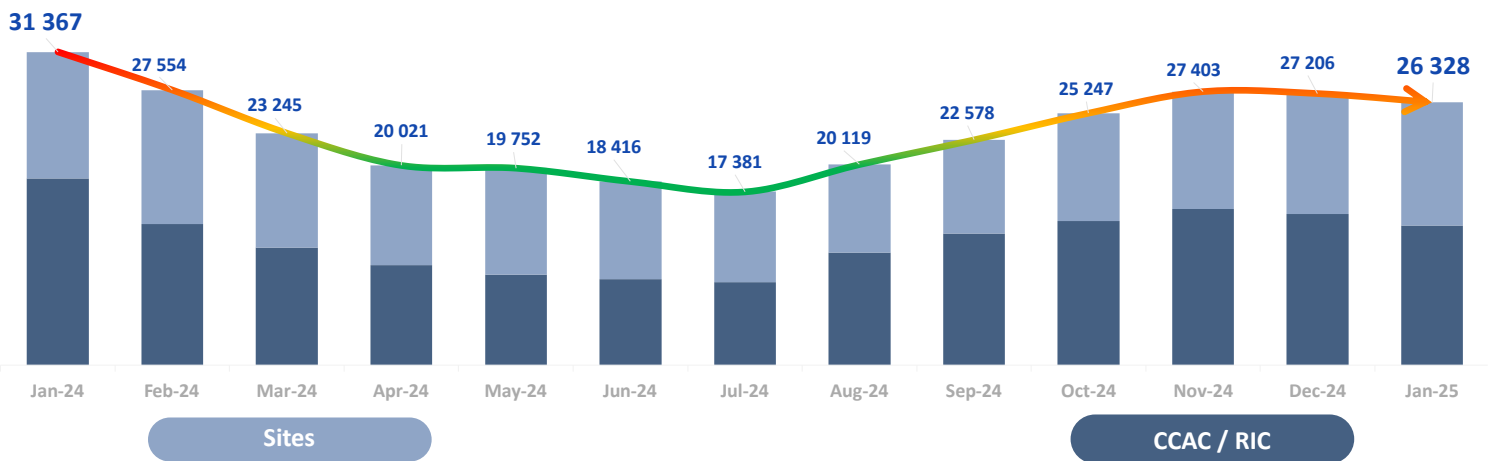
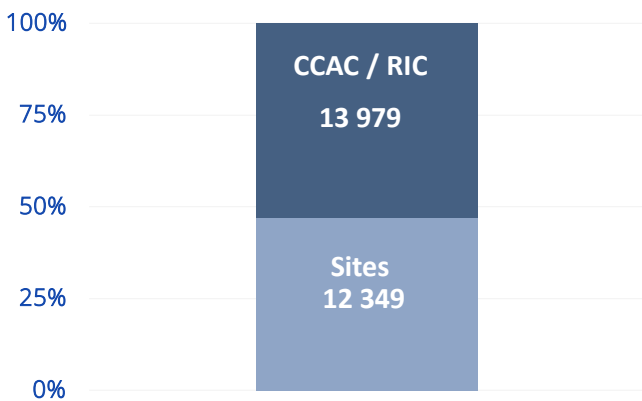
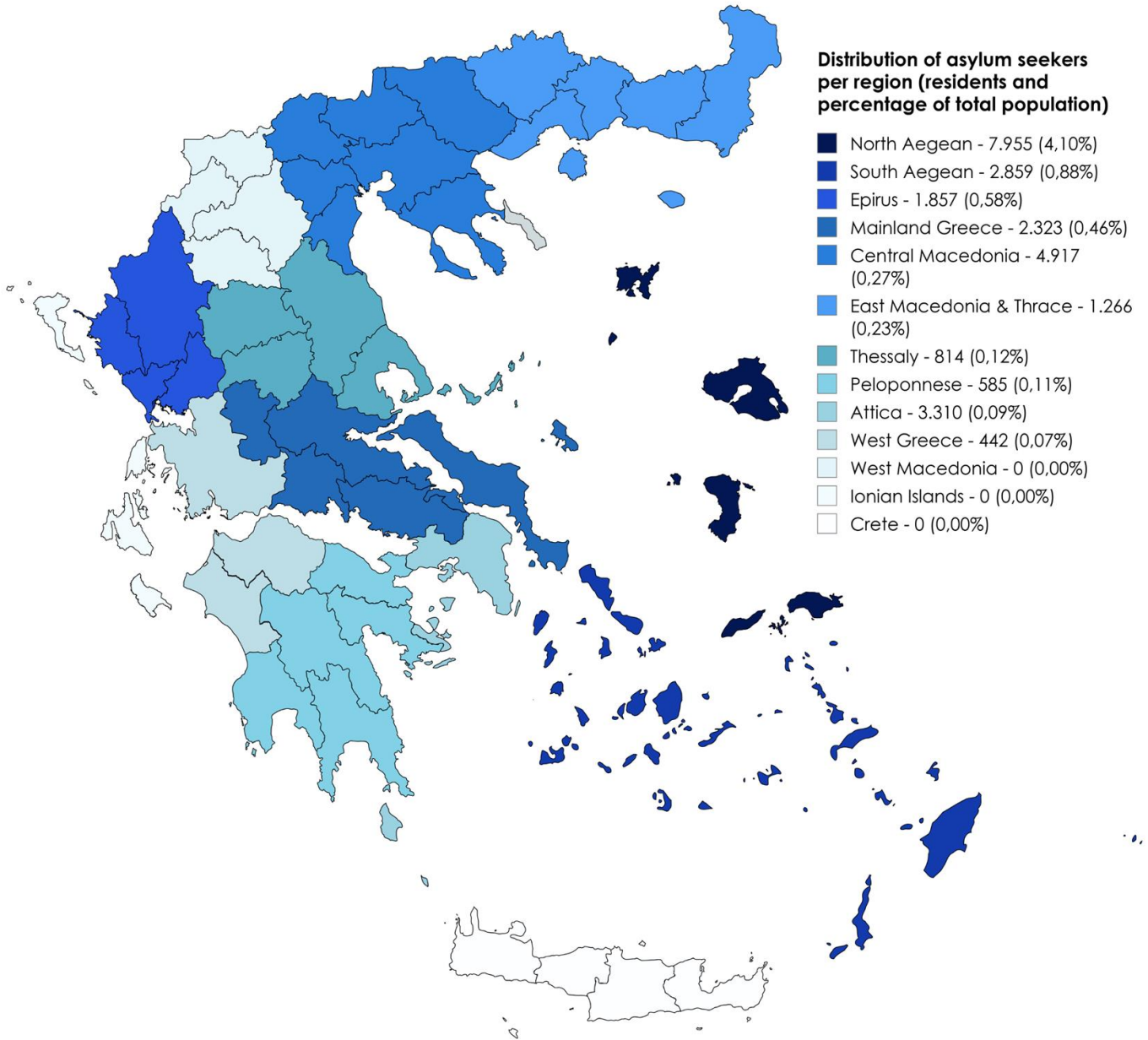


Chart 4. Progress of Residents through time – See Appendix Table 6



There was a decrease in the number of residents by 16% (from 31.367 to 26.328) during the last 12 months.

Chart 5. Distribution of Asylum Seekers per Region and Accommodation scheme – See Appendix Table 4 & 5

## 5a. Applications for International Protection

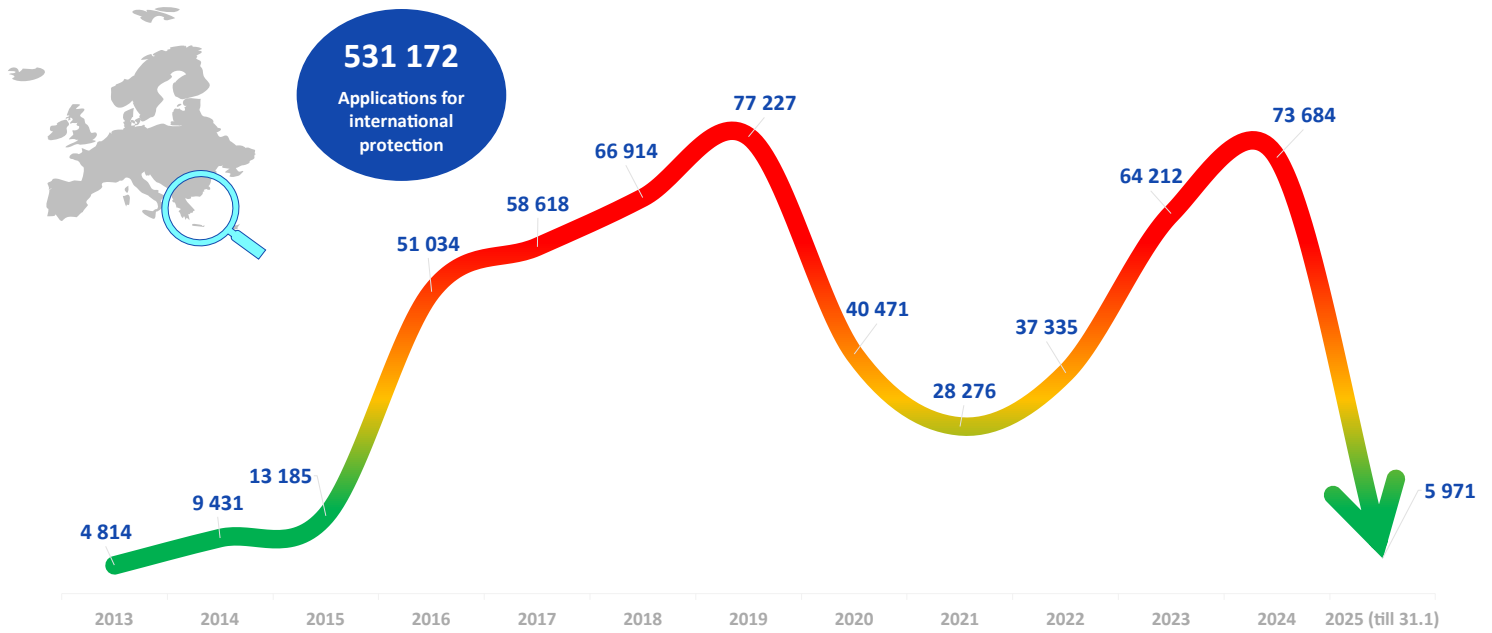


Chart 6. Applications for International Protection per year. For 2025 applications are calculated till the month of reference (January) - See Appendix Table 7a

## 5b. Applications for International Protection per Regional Office or Asylum Unit and per Region

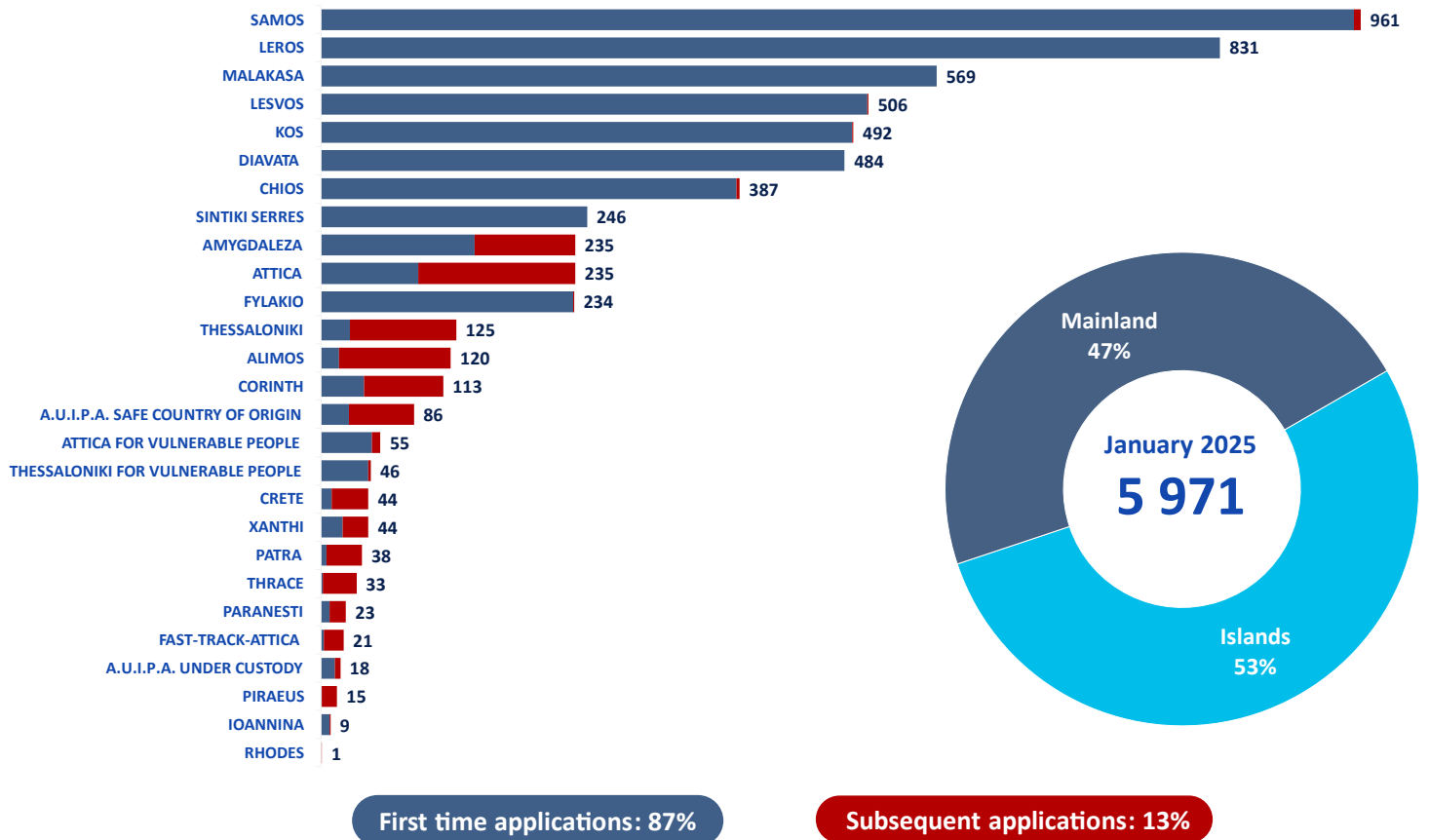


Chart 7. Applications for International Protection with distinction between first time and subsequent per Regional Office or Asylum Unit for the month of reference (January 2025) - See Appendix Table 7b

5c. Applications for International Protection per month with distinction between first time and subsequent

Applications for International Protection decreased by 9% in January 2025 compared to the corresponding month of 2024. 93% out of the total 79.655 applications from January 2024 till January 2025 was first time applications and 7% subsequent.

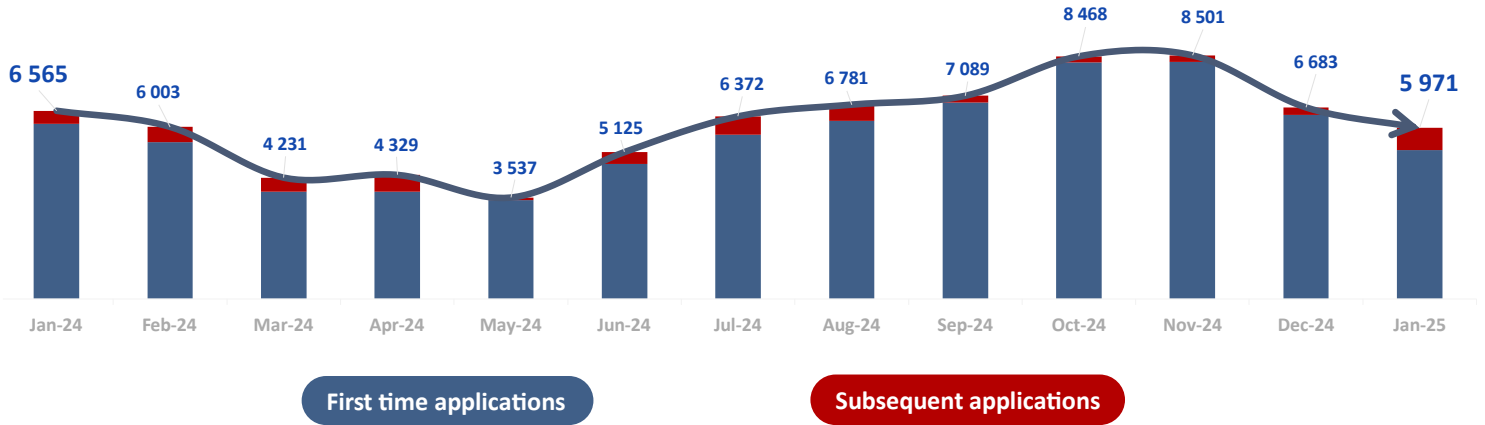
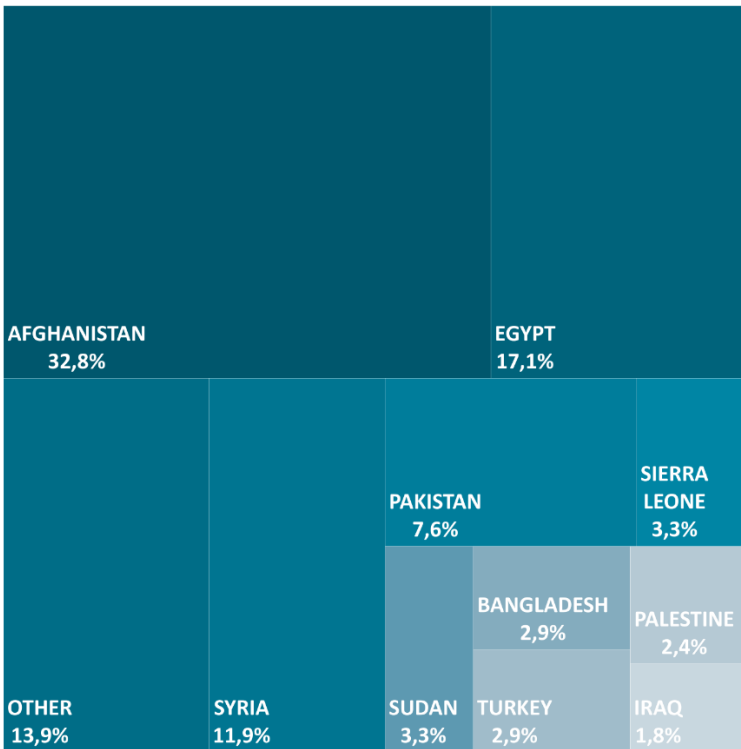


Chart 8. Applications for International Protection per month with distinction between first time and subsequent (January 2024 - January 2025) - See Appendix Table 7c

5d. Applications for International Protection per nationality, gender and age group



5.971 applications for International Protection have been recorded from 1/1/2025 till 31/1/2025

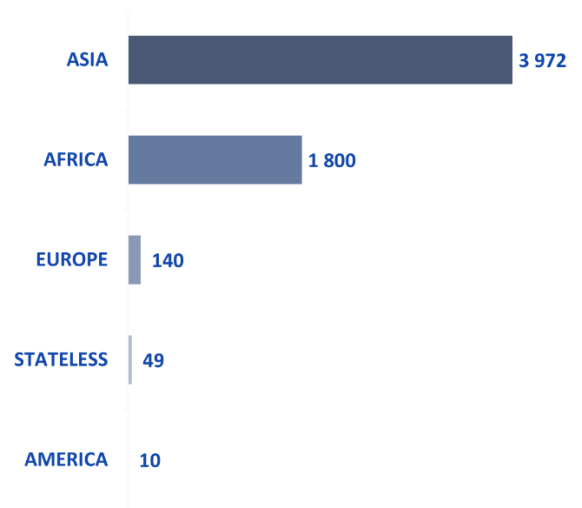


Chart 9. Applications for International Protection 1-month 2025 per Nationality (Top 10 Nationalities and distribution per continent) - See Appendix Table 7d

The 27% of the total 5.971 applications for International Protection from 1/1/2025 till 31/1/2025 refers to minors, 55% refers to the age group between 18-34, 17% refers to the age group between 35-64.

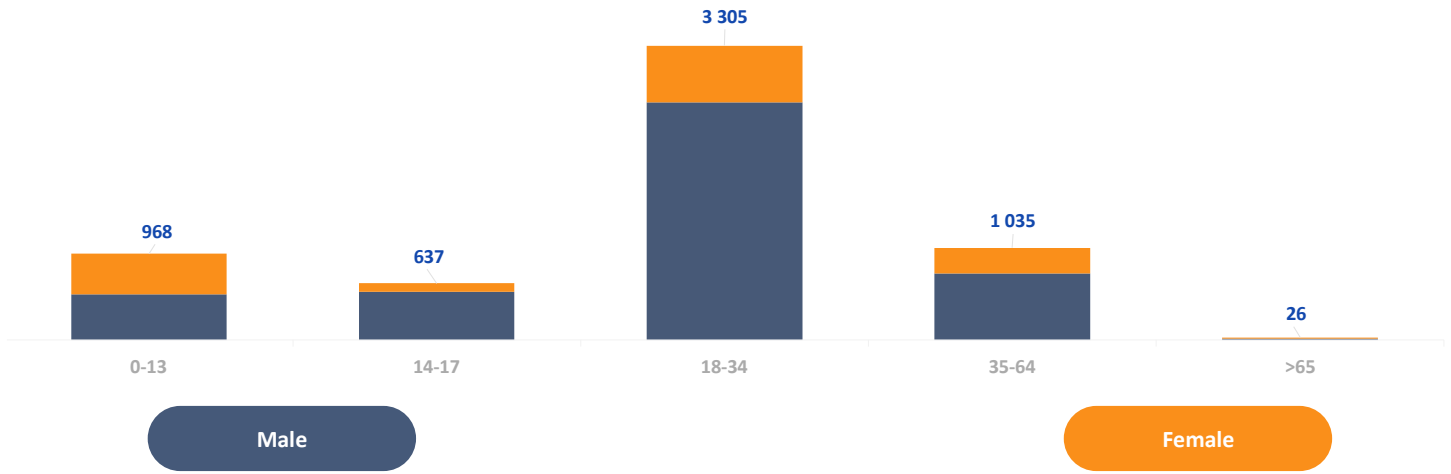
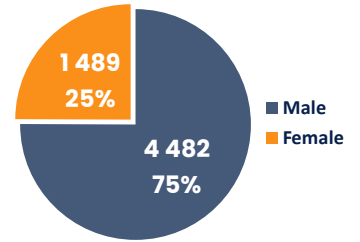


Chart 10. Applications for International Protection 1-month 2025 per gender and age group - See Appendix Table 7e

### 5e. Applications for International Protection of unaccompanied minors

5.139 applications for international protection of unaccompanied minors have been recorded from January 2024 till January 2025 that corresponds to 6,5% of the total 79.655 applications of international protection.

#### TOP 5 NATIONALITIES

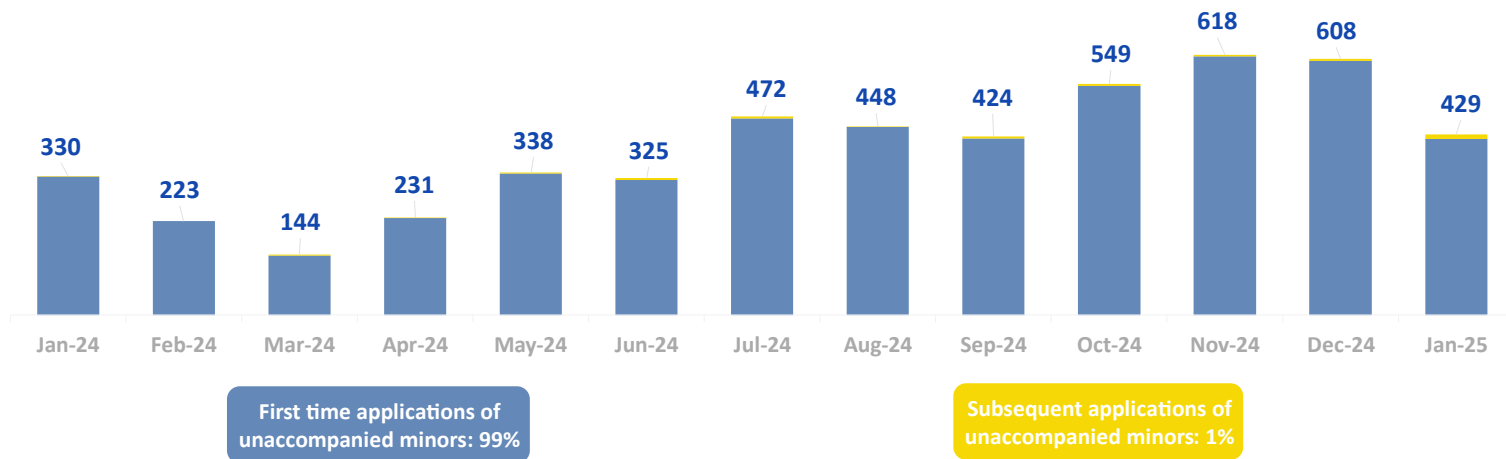
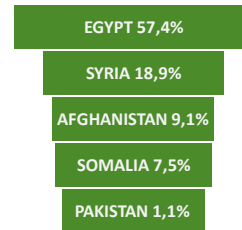
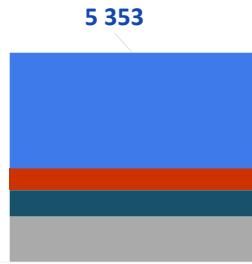
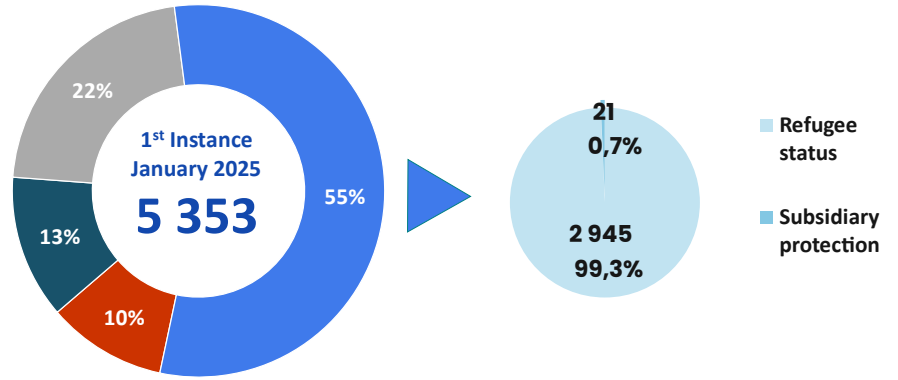


Chart 11. Applications for International Protection of unaccompanied minors with distinction between first time and subsequent and top 5 nationalities January 2024-January 2025 - See Appendix Table 7f

## 6a. Type of Decisions – 1<sup>st</sup> Instance

5.353 decisions have been issued in the 1<sup>st</sup> Instance from 1/1/2025 till 31/1/2025. 55,4% of them are positive, 22,8% negative and 21,7% refers to other administrative decisions.



Jan-25

■ Other Administrative decisions ■ Inadmissible decisions ■ Negative decisions ■ Positive decisions

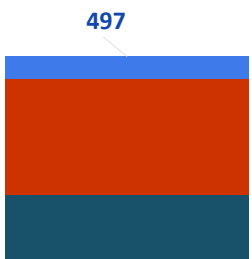
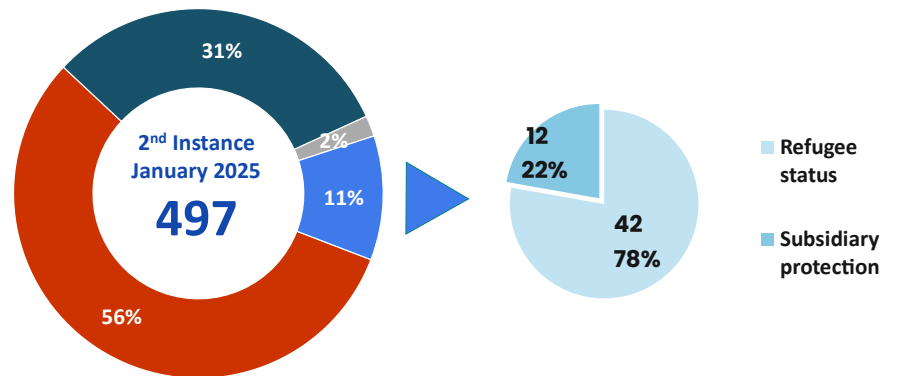
\*This category consists of Inadmissible decisions (a) concept of safe third country, (b) transfer to other member state under Dublin regulation, (c) relocation program, (d) subsequent application, (e) procedural discrepancies.

\*\* This category consists of implicit withdrawals, explicit withdrawals and decisions resulting in the filing of cases (to the archive).

Chart 12. 1<sup>st</sup> Instance Decisions per month and type for 2025 and for the month of reference (January 2025). - See Appendix Table 8a

## 6b. Type of Decisions – 2<sup>nd</sup> Instance

497 decisions have been issued in the 2<sup>nd</sup> Instance from 1/1/2025 till 31/1/2025. 10,9% of them are positive, 87,3% negative and 1,8% refers to other administrative decisions.



Jan-25

■ Other Administrative decisions ■ Inadmissible decisions ■ Negative decisions ■ Positive decisions

Chart 13. 2<sup>nd</sup> Instance Decisions per month and type for 2025 and for the month of reference (January 2025). - See Appendix Table 8b



## 7. Appeals



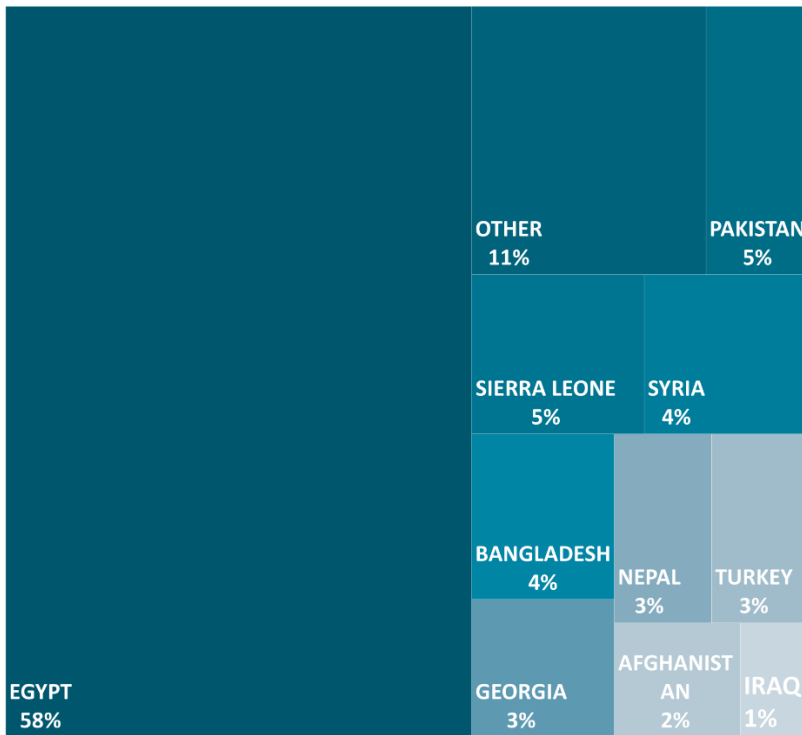
Appeals in the 1-month of 2025 decreased by 60% compared to the 1-month of 2024.

Mainland

448

1st Quarter (Till 31/1/2025)

Chart 14. Appeals that have been lodged the 1-month of 2025 per location and quarter – See Appendix Table 9a



448 appeals have been lodged from 1/1/2025 till 31/1/2025.

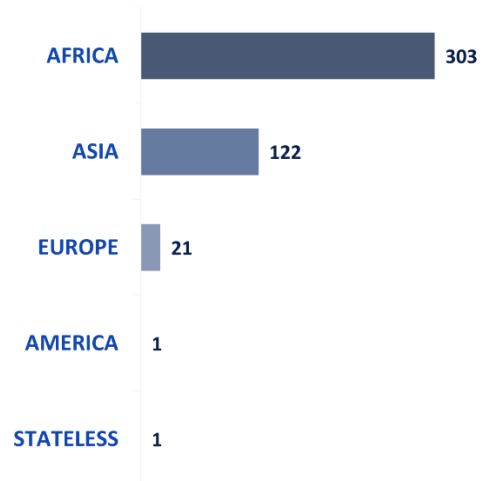


Chart 15. Appeals that have been lodged the 1-month of 2025 per Nationality (Top 10 Nationalities and distribution per continent) – See Appendix Table 9b

8a. Pending Pre-Registrations of applications for International Protection – Decisions issued in 1<sup>st</sup> and 2<sup>nd</sup> Instance

The total backlog (pending applications and decisions) decreased by 10% in January 2025 compared to the corresponding month of 2024.

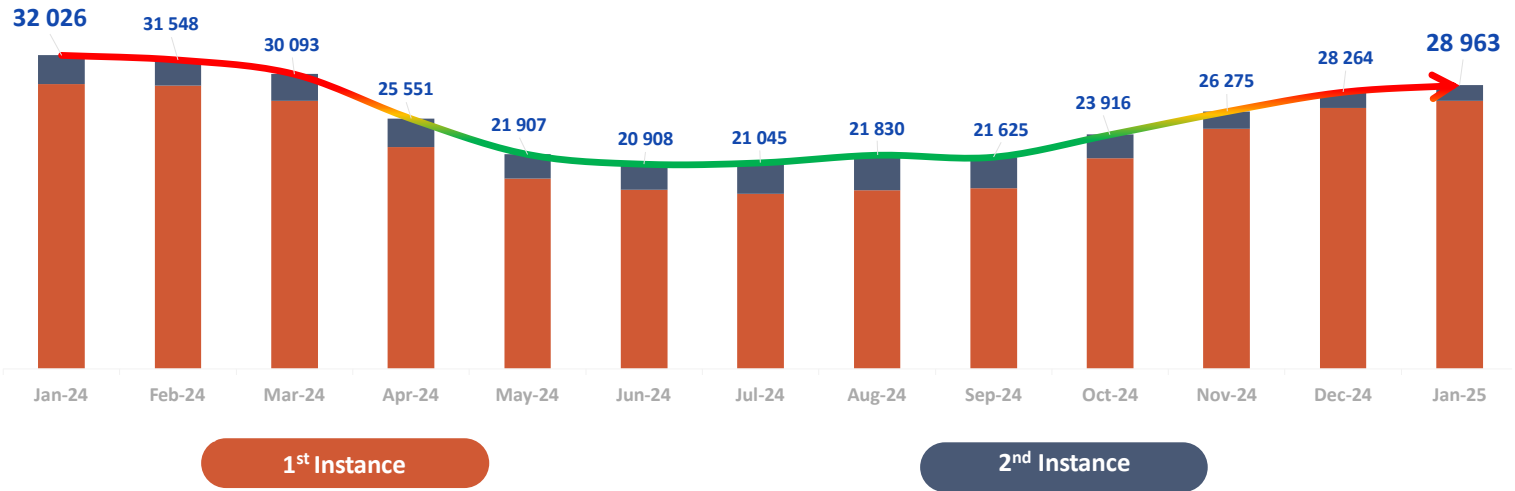


Chart 16. Aggregate Pending Pre-Registrations of applications for International Protection - pending Decisions in 1<sup>st</sup> and 2<sup>nd</sup> Instance per month – See Appendix Table 10a

A comparison between January 2025 and January 2024 shows that the 1<sup>st</sup> and 2<sup>nd</sup> instance decisions have been decreased by 30%

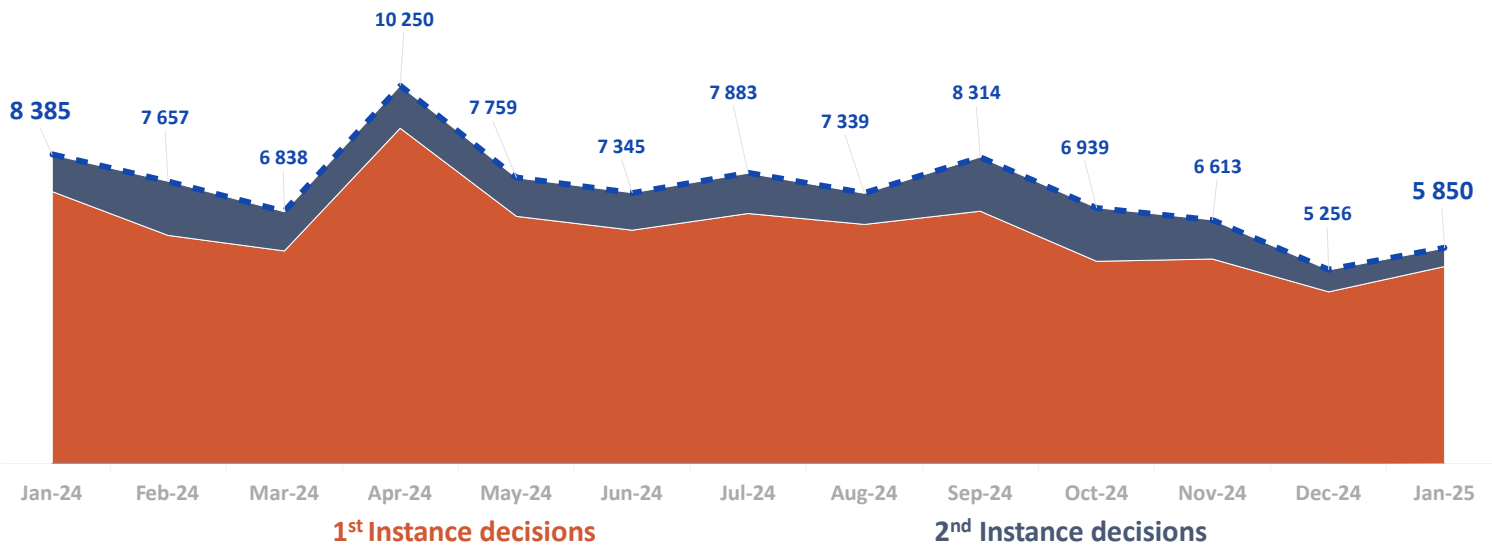


Chart 17. Aggregate Decisions issued in 1<sup>st</sup> and 2<sup>nd</sup> Instance per month - See Appendix Table 10a

- The average time for a 2<sup>nd</sup> Instance decision to be issued is 89 days since the date of appeal lodging, while it is 51 days from the date of appeal discussion.
- The total of pending decisions of Appeals Authority (1,599 pending) consists of cases that have been discussed till January 2025 (795 pending) or are scheduled to be discussed till April 2025 (804 pending).

See Appendix Table 10b

**8b. Pending decisions in 1<sup>st</sup> and 2<sup>nd</sup> instance regarding notification status**

A comparison between January 2025 and January 2024 shows that the pending decisions in 1<sup>st</sup> and 2<sup>nd</sup> instance regarding notification status have been decreased by 25%

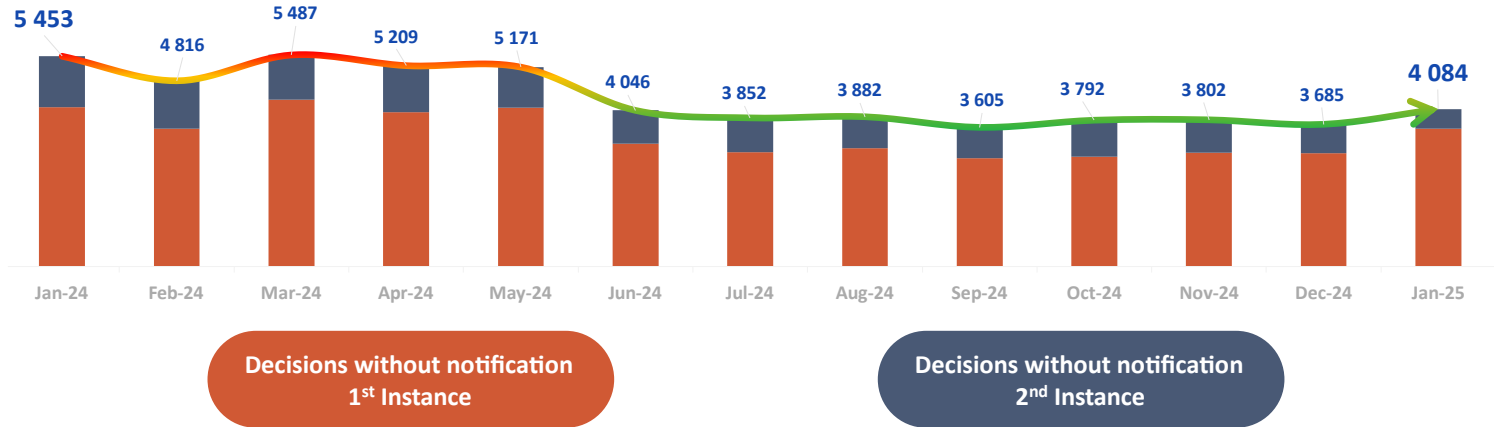


Chart 18. Aggregate pending decisions in 1<sup>st</sup> and 2<sup>nd</sup> instance regarding notification status per month - See Appendix Table 10c

**9a. Asylum Seekers covered by a decision granting Refugee Status in 1<sup>st</sup> and 2<sup>nd</sup> Instance**

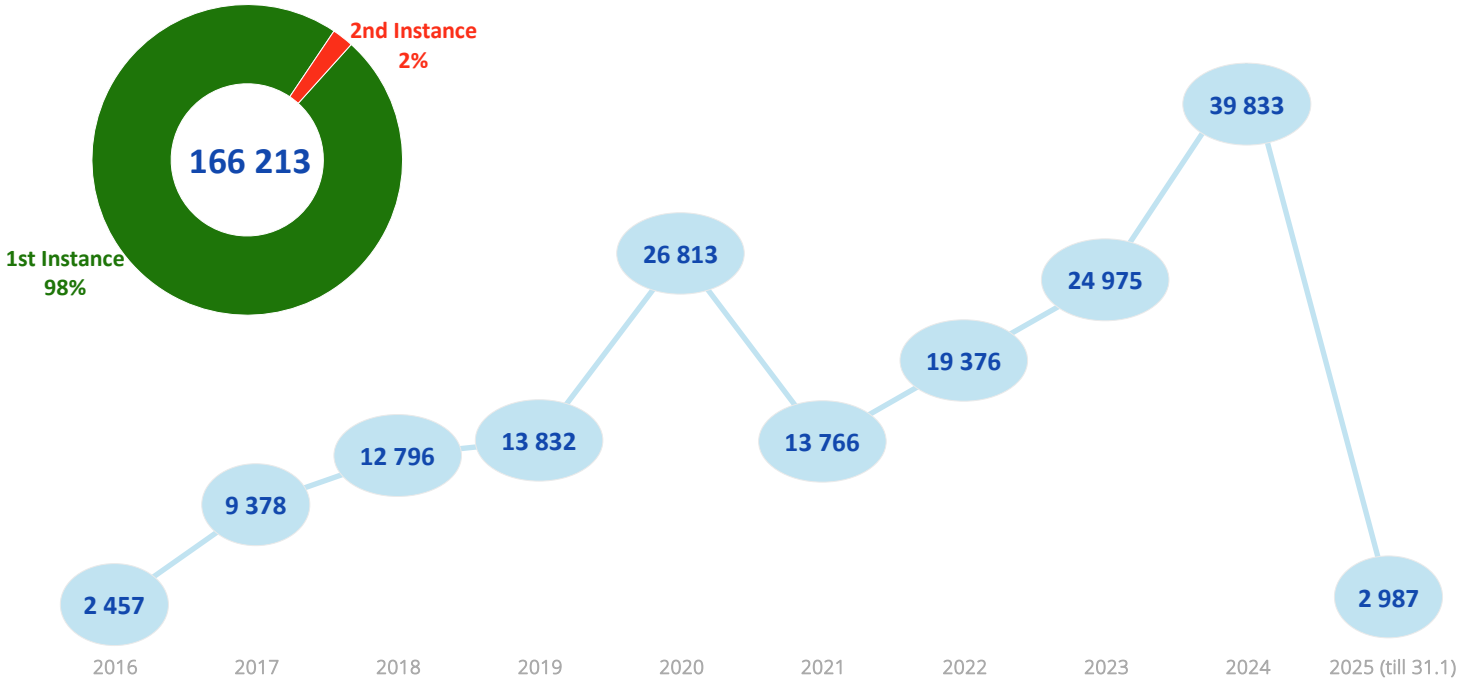


Chart 19. Aggregate Refugee Status Decisions that have been issued in 1<sup>st</sup> and 2<sup>nd</sup> instance. For 2025, the number of Refugee Status Decisions has been calculated till the month of reference (January). See Appendix Table 11a

**9b. Asylum Seekers covered by a decision granting Subsidiary Protection status in 1<sup>st</sup> and 2<sup>nd</sup> Instance**

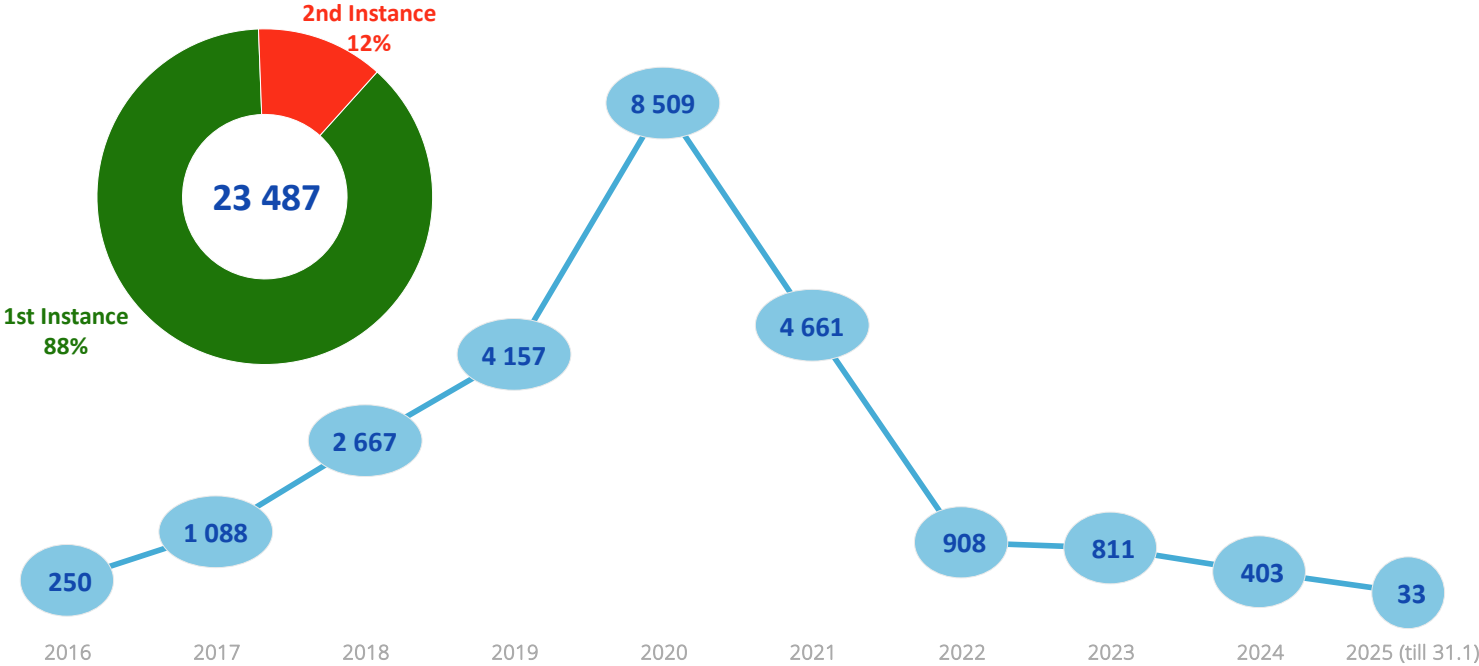
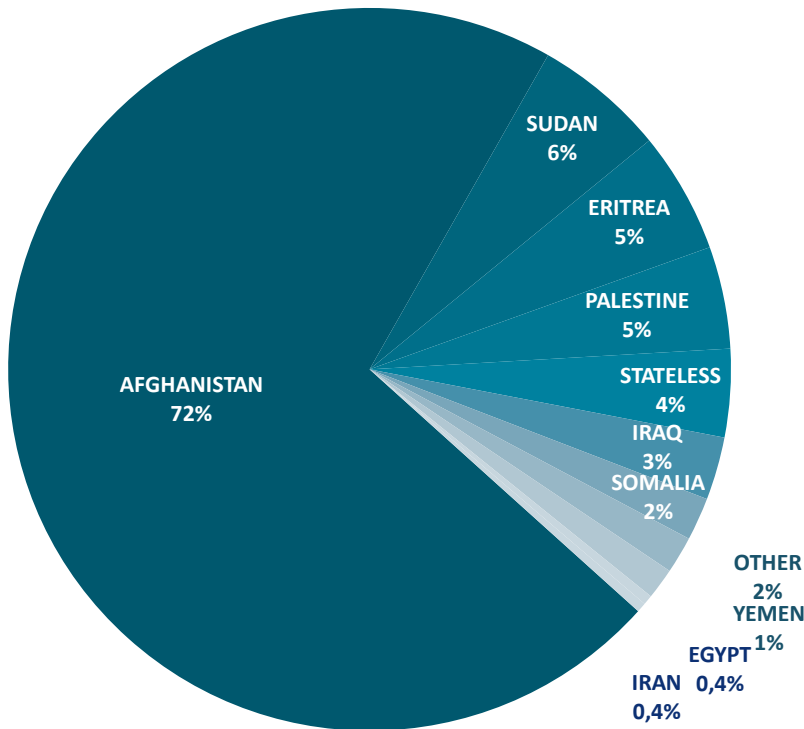


Chart 20. Aggregate Subsidiary Protection Decisions that have been issued in 1<sup>st</sup> and 2<sup>nd</sup> instance. For 2025, the number of Subsidiary Protection Decisions has been calculated till the month of reference (January). See Appendix Table 11b

9c. Positive decisions in 1<sup>st</sup> & 2<sup>nd</sup> Instance per nationality and age group



A total of 3.020 positive decisions have been issued in 1<sup>st</sup> and 2<sup>nd</sup> Instance from 1/1/2025 till 31/1/2025, 77% of them referring to citizens of Afghanistan and Sudan.

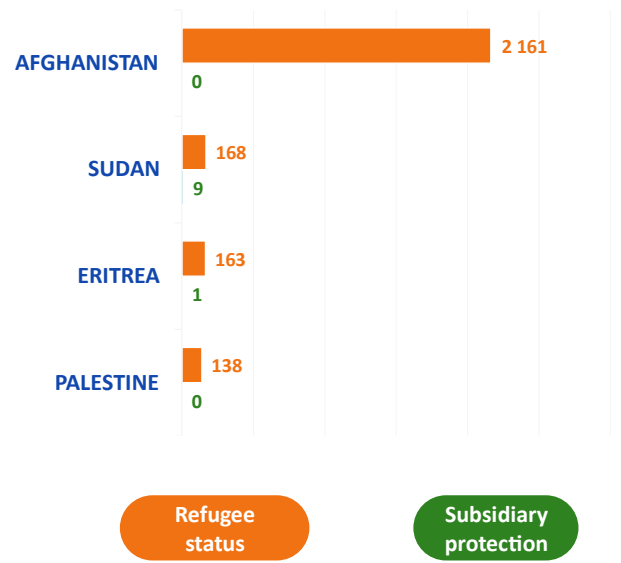


Chart 21. Positive Decisions (granting Refugee Status & Subsidiary Protection) in 1-month of 2025 per Nationality (Top 10 Nationalities and distribution per continent). See Appendix Table 11c

2.987 decisions granting Refugee status and 33 granting Subsidiary Protection have been issued from 1/1/2025 till 31/1/2025. The 36% of the total positive decisions (3.020) refers to minors, 48% refers to the age group between 18-34, 15% refers to the age group between 35-64.

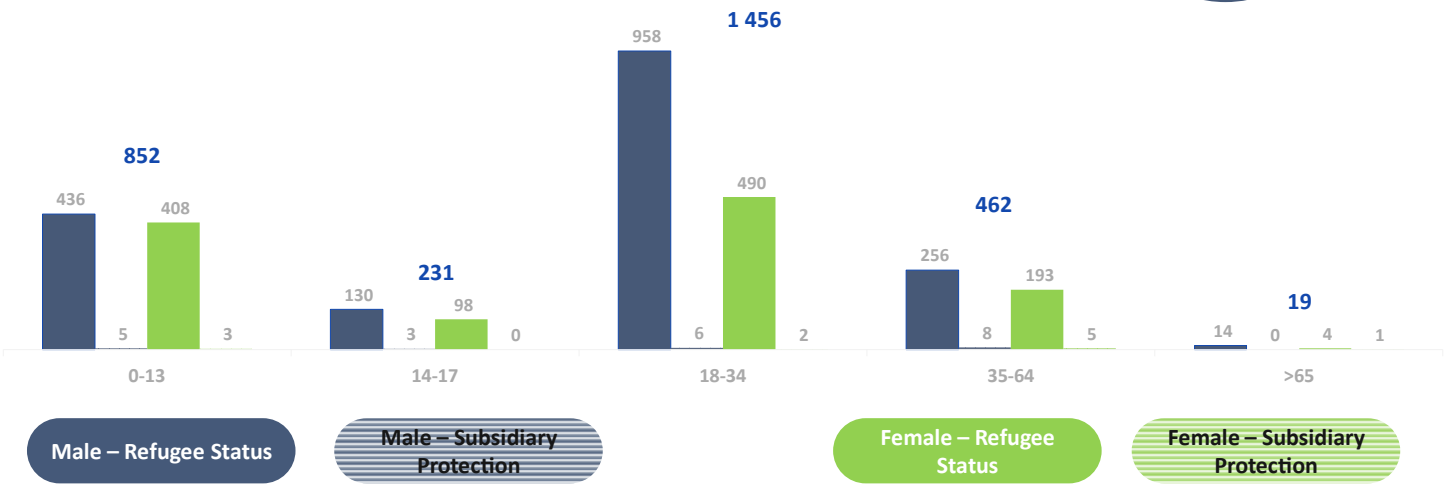
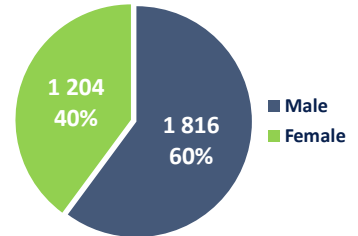
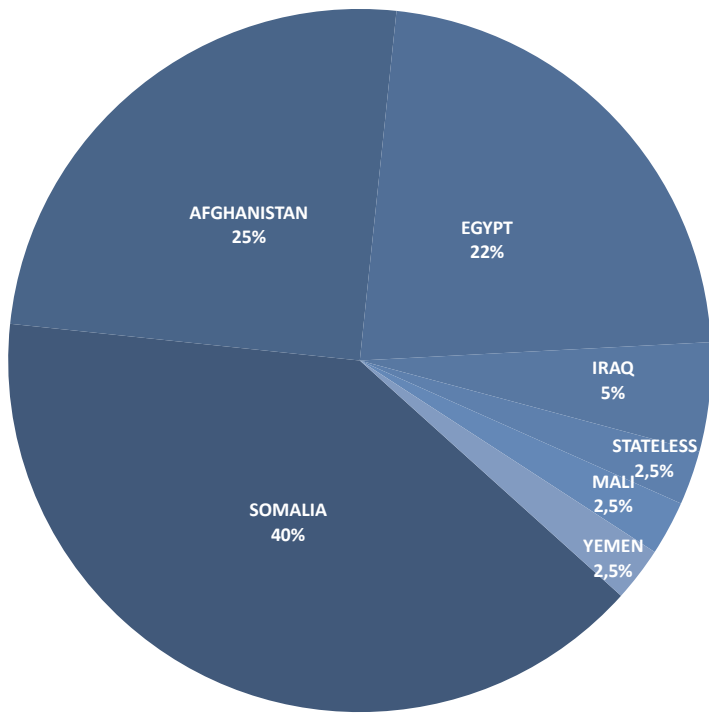


Chart 22. Positive Decisions (granting Refugee Status & Subsidiary Protection) in 1-month of 2025 per age group, gender and type of decision - See Appendix Table 11d

9d. Positive decisions of unaccompanied minors in 1<sup>st</sup> Instance per nationality and age group



A total of 40 positive decisions have been issued in 1<sup>st</sup> Instance from 1/1/2025 till 31/1/2025 regarding unaccompanied minors, 65% of them referring to Somalia and Afghanistan.

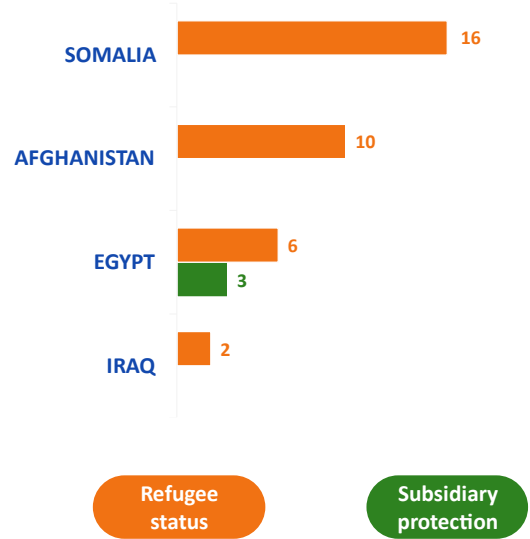


Chart 23. Positive Decisions (granting Refugee Status & Subsidiary Protection) in 1<sup>st</sup> Instance of unaccompanied minors in 1-month of 2025 per Nationality (Top Nationalities and distribution per continent). See Appendix Table 11e

37 decisions granting Refugee status and 3 granting Subsidiary Protection have been issued from 1/1/2025 till 31/1/2025. The 5% of the total positive decisions (40) refers to the age group between 0-13, 95% refers to the age group between 14-17.

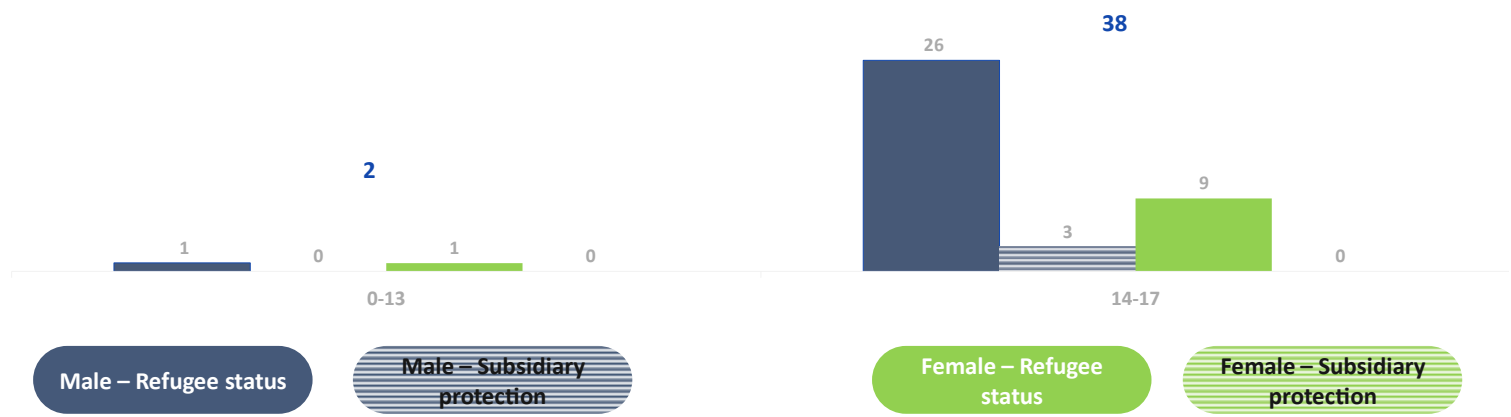
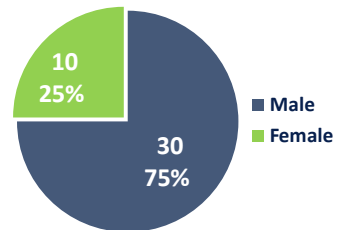


Chart 24. Positive Decisions (granting Refugee Status & Subsidiary Protection) in 1<sup>st</sup> Instance of unaccompanied minors in 1-month of 2025 per age group, gender and type of decision - See Appendix Table 11f

9e. Recognition Rate in 1<sup>st</sup> & 2<sup>nd</sup> Instance

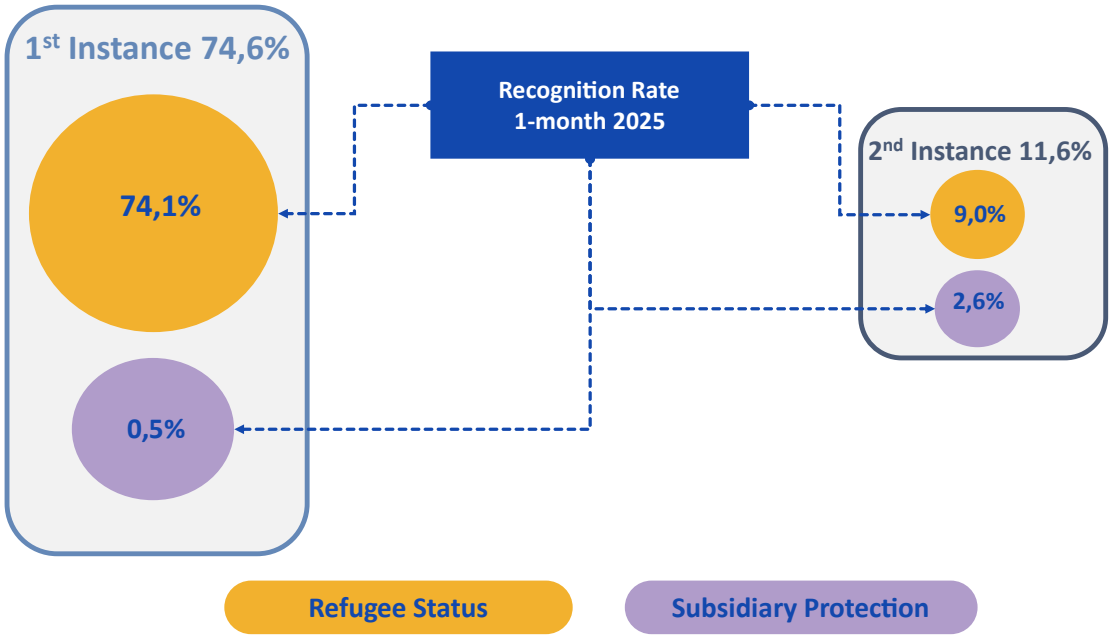


Chart 25. Recognition Rate in 1st & 2nd Instance. See Appendix Table 11g

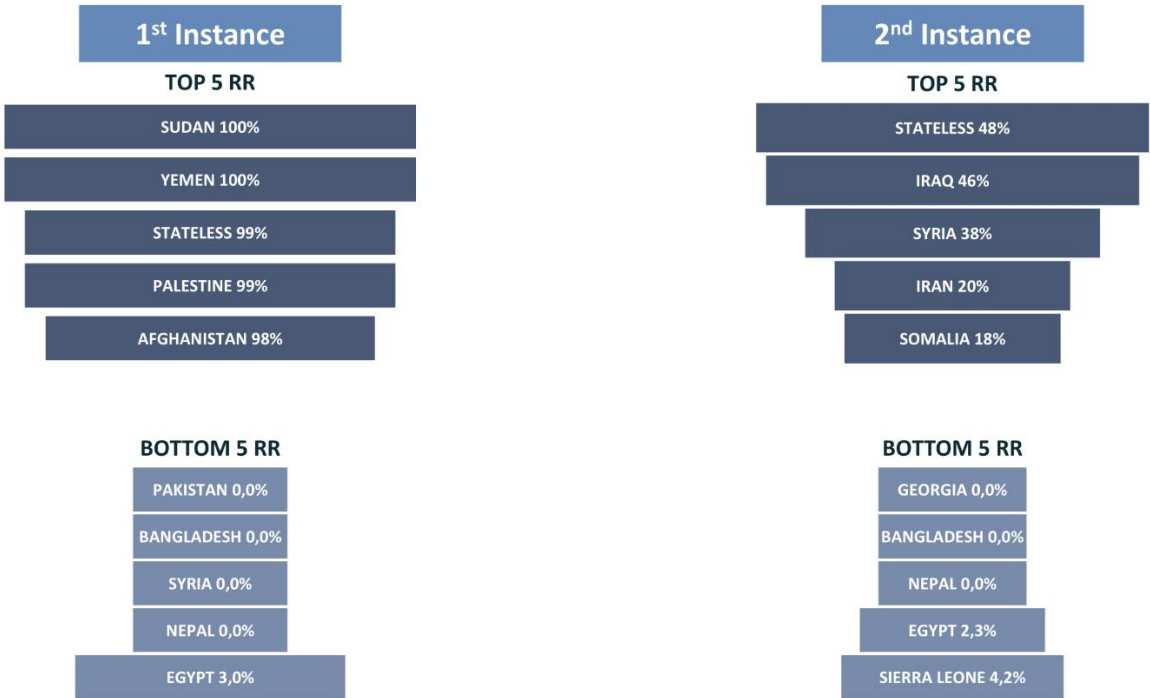


Chart 26. Recognition Rate 1-month 2025 in 1st & 2nd Instance for top and bottom 5 nationalities. For the calculation of Recognition rate in 1st Instance have been included nationalities for which have been issued at least 20 decisions in 2025 and for the 2<sup>nd</sup> Instance at least 10 decisions. See Appendix Table 11g

## 10. Applications for annulment of 2<sup>nd</sup> Instance Decisions before the Administrative Court

The 23,9% of the total applications for annulment per year of lodging (6.373) are pending while for the rest of them (76,1%), a decision has been issued. 4,6% of the decisions had a positive outcome and 95,4% were rejected.

From the total of 4.853 decisions regarding applications for annulment (per year of decision) 59% have been issued in 2022, 2023, 2024 and 2025.

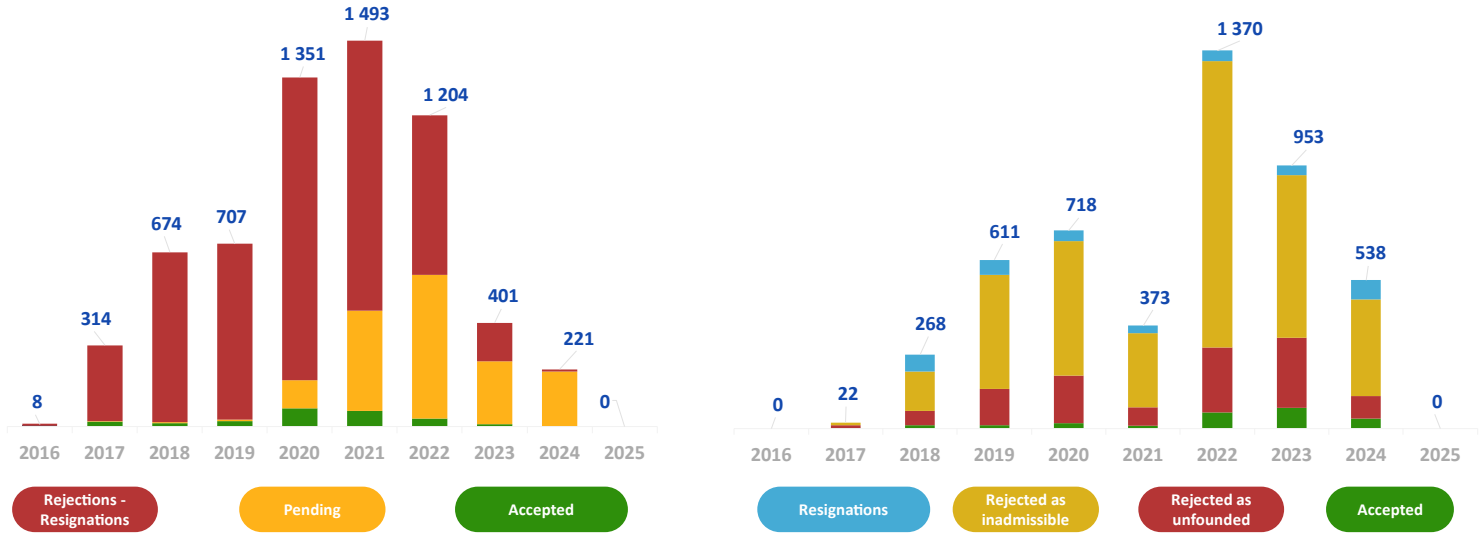


Chart 27. Applications for annulment of 2<sup>nd</sup> Instance Decisions before the Administrative Court per year of lodging (Left) – Decisions regarding Applications for annulment per year of decision (Right). See Appendix Table 12a and 12b



## 11. HELIOS Integration Program

The "Helios" program is funded by the European Union. Its purpose is to promote integration support for beneficiaries of International Protection and is implemented with:

- accommodation support
- through integration courses (learning the Greek language, enhancing social skills)
- Job counselling sessions
- raising awareness of the host Community and promoting social cohesion.

The Ministry of Immigration and Asylum monitors the implementation of the program, which is implemented by the International Organization for Migration. From 16/7/2019 until 30/11/2024 47.753 people have registered in the program (\*data regarding the enrollments are up to 31/8/2024), while 24.509 recognized refugees receive financial assistance for renting a house (\*data regarding house renting are up to 31/10/2024). It is worth noting that in October 2024, 3 new leases were added to the accommodation support of the "Helios" program (regarding the period from 1/10/2024 till 31/10/2024). At the same time 10.659 beneficiaries of International Protection have been enrolled in the integration courses and 12.693 people are attending job counselling sessions.

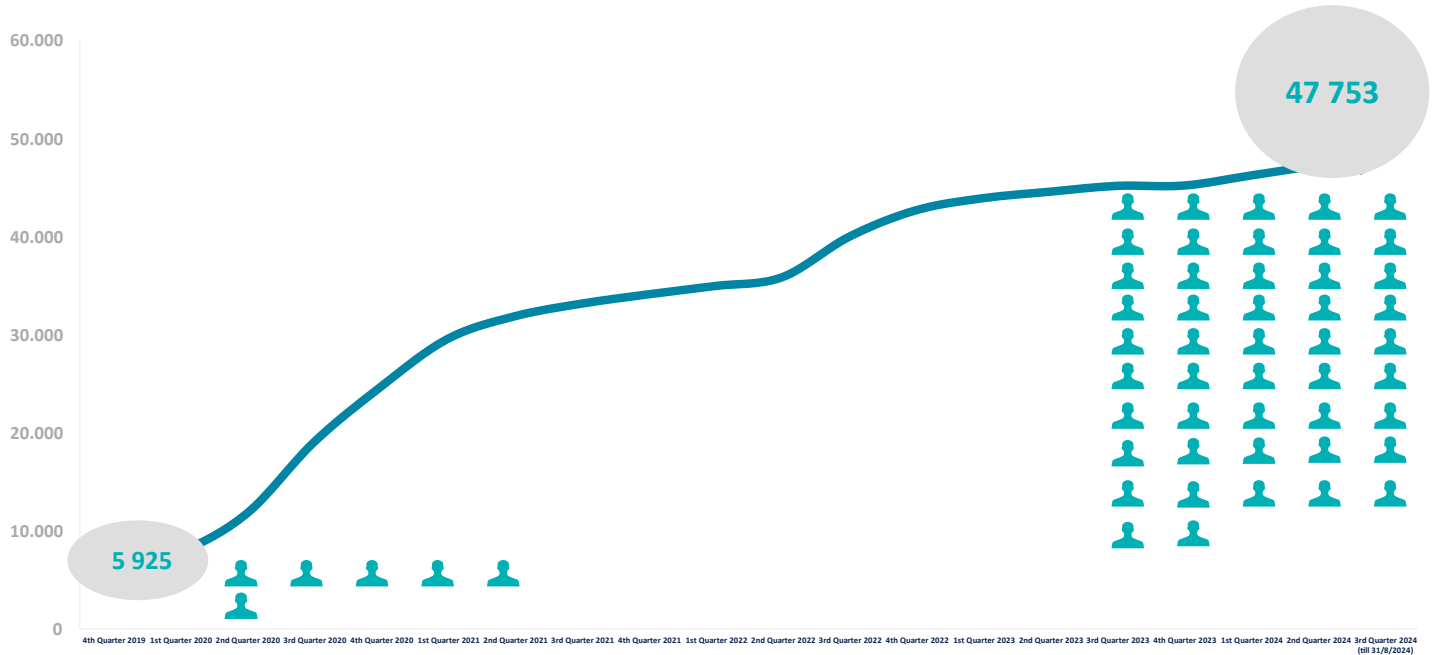


Chart 28. Helios Enrollments – See Appendix Table 13

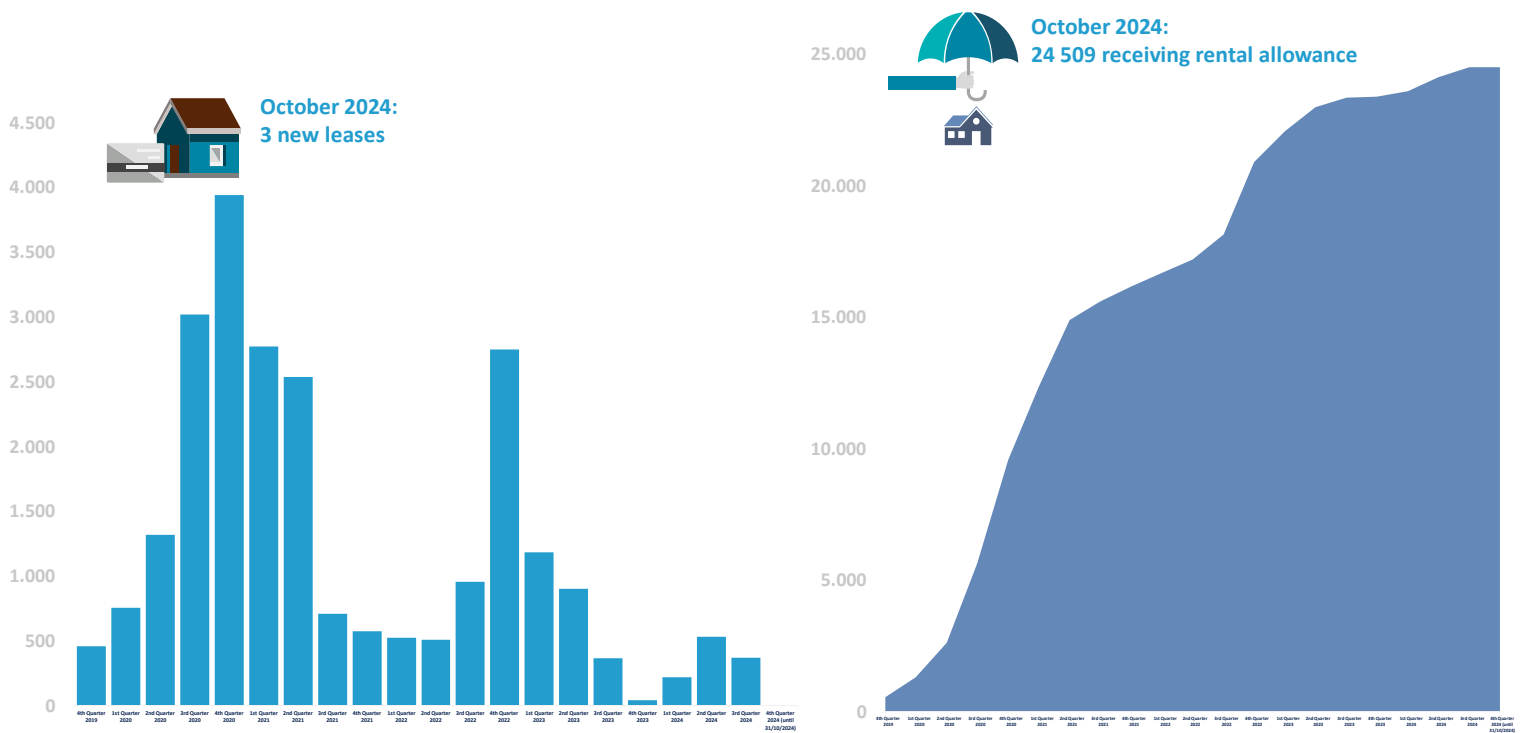


Chart 29. New leases (left), Receiving rental allowance (Right) - See Appendix Table 14 and 15

## 12. Returns - Departures

In January 2025 the departures from Greece to third countries outside the EU, as well as to member states of the European Union are the following:

- 168 forced deportations and returns of third country nationals, based on agreements of the European Union, but also bilateral agreements of our country.
- 181 voluntary departures through IOM.
- 164 voluntary departures of immigrants from our country to their countries of origin.
- 41 transfers to Member States of the European Union under the Dublin Regulation.
- 122 people seeking International Protection were transferred to France in the context of voluntarily relocation program.
- Returns under the EU - Turkey Joint Declaration have not been made since March 2020 due to Covid-19. It should be noted that despite the lifting of the Covid-19 measures the requests of missions-returns of the Greek authorities have not been answered.
- A total of 676 people left the country in January, while 2.695 arrived.

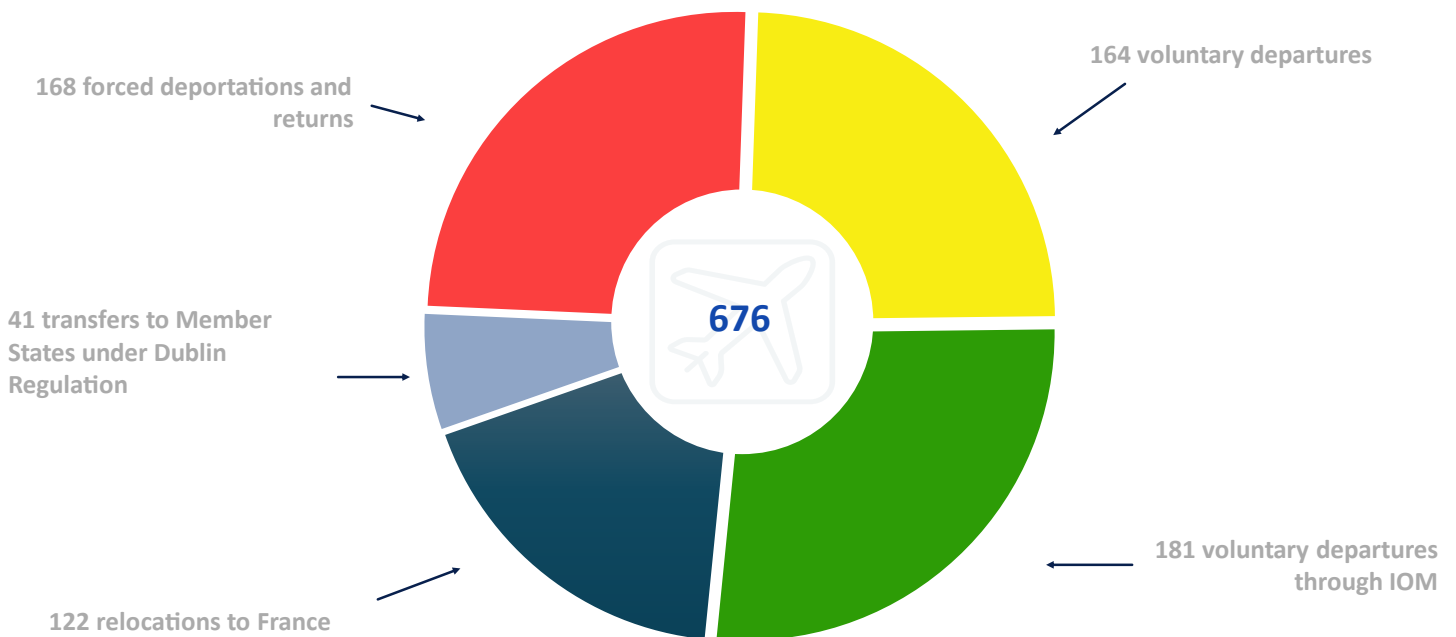


Chart 30. Returns-Departures – See Appendix Table 16.

\*All tables are included in Appendix A

13. Special Edition – Arrivals of Ukraine citizens due to war

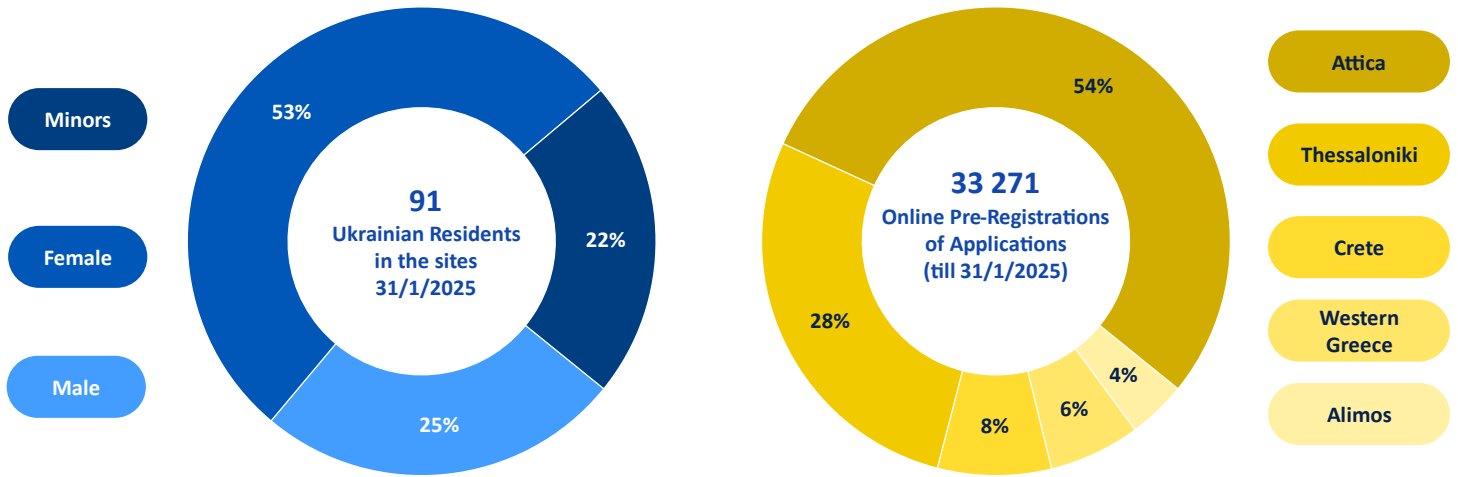


Chart 31. Total Ukrainian Residents & Online pre-registrations of applications (January 2025) - See Appendix Table 17 & 18

Until 31/1/2025 there were issued 32.806 cards for Temporary Protection to displaced people from Ukraine where 70% refers to women and 30% to men.

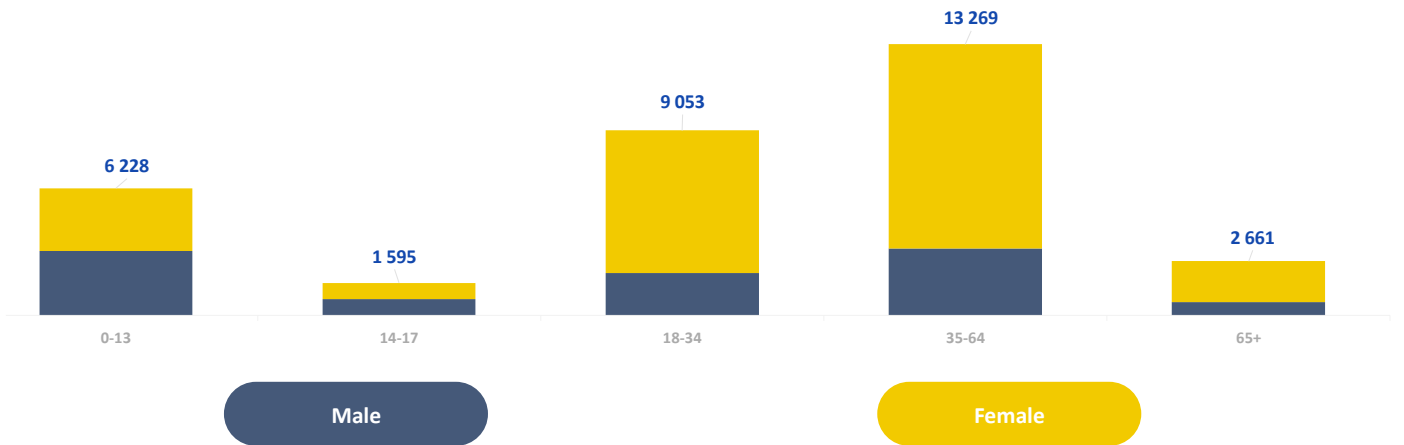
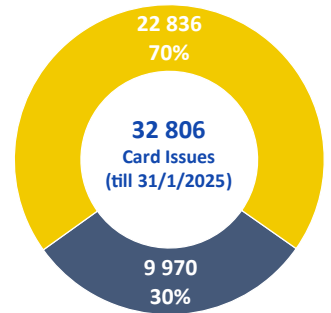


Chart 32. Total card issues to Ukrainians for Temporary Protection per age group and gender (January 2025) - See Appendix Table 19

14. Special Edition – Migration flows in central mediterranean route



Chart 33. Migration flows in central mediterranean route (1/1/2025-31/1/2025) - See Appendix Table 20