



Arrivals

(Islands of Eastern Aegean sea, Evros and Crete)

-30%

11 174

4-months
2025

■ Islands
■ Mainland

7 814

4-months
2026

-30%

2 474

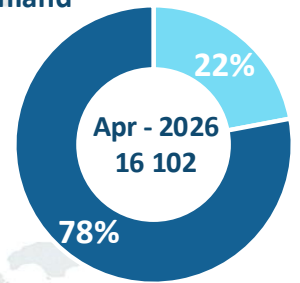
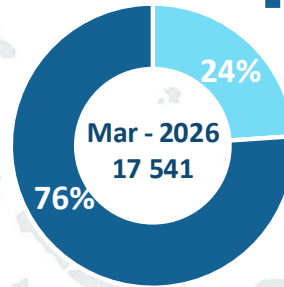
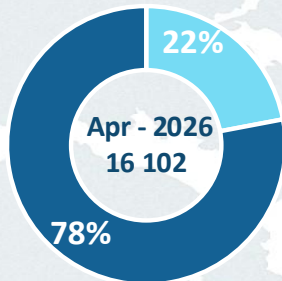
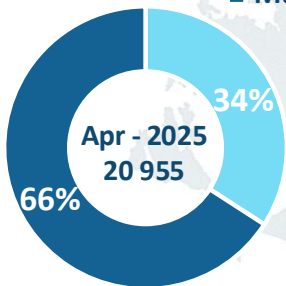
March
2026

1 731

April
2026

■ Islands
■ Mainland

Residents



Total Residents **-23%**

Residents in Islands **-51%**

Total Residents **-8%**

Residents in Islands **-15%**

Pending Decisions 1st & 2nd Instance



-6%



-5%

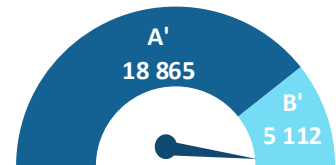


2 350
Departures
4-months of 2026



7 814
Arrivals
4-months of 2026

Decisions 1st & 2nd Instance



Analytical Overview

1. Migration flows in islands of Eastern Aegean sea, Evros and Crete

Arrivals decreased by 23% in April 2026 compared to the corresponding month of 2025.

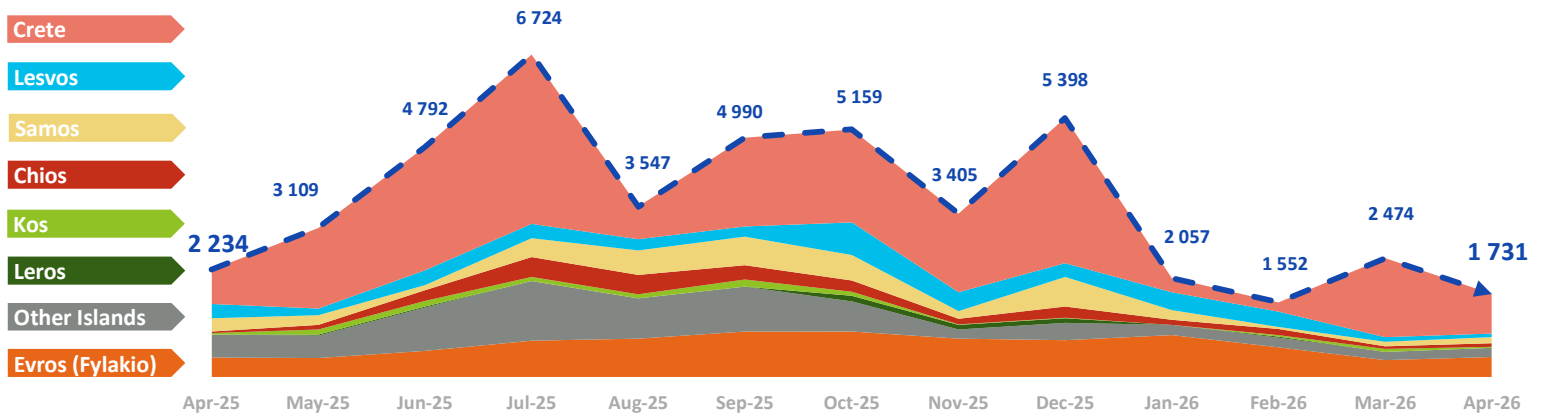
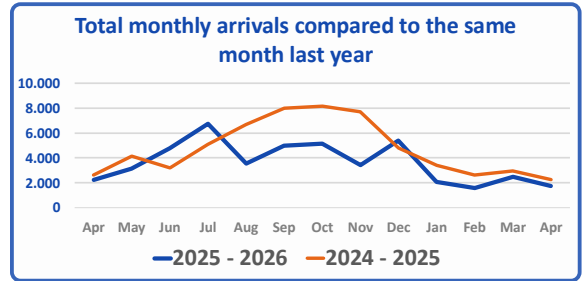
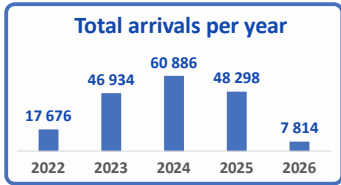


Chart 1. Migration flows (islands of Eastern Aegean sea, Evros and Crete) April 2025 – April 2026 – See Appendix Table 1

2. Transfers of asylum seekers from the islands to the mainland

Transfers in April 2026 decreased by 53% compared to the corresponding month of 2025.

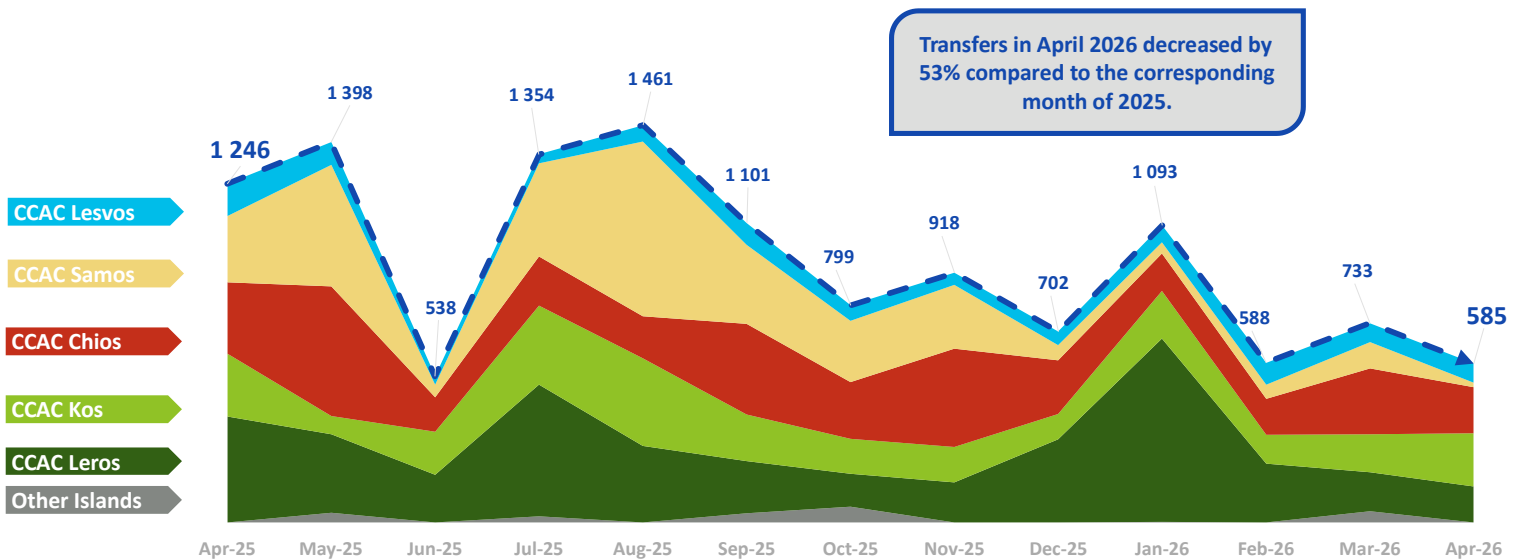


Chart 2. Transfers of asylum seekers from the islands to the mainland April 2025 – April 2026 - See Appendix Table 2

3. Islands Residents

The residents in the islands decreased by 51% in April 2026 compared to the corresponding month of 2025.

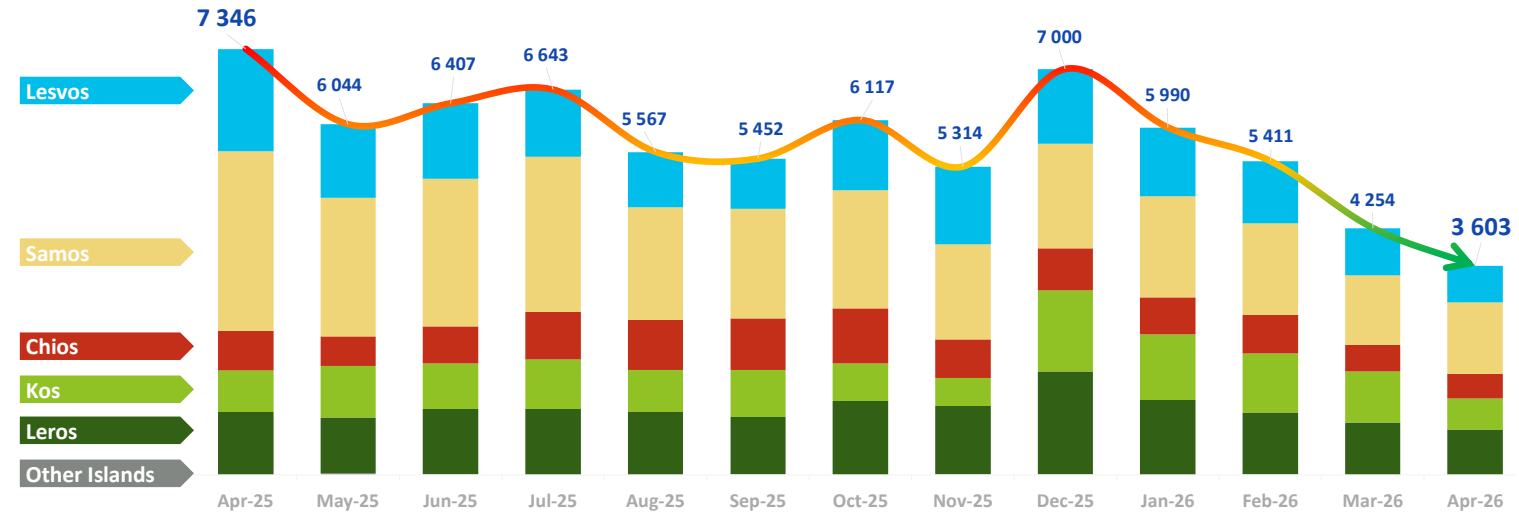


Chart 3. Island Residents in total April 2025 – April 2026 - See Appendix Table 3

4. Distribution of Asylum Seekers per Region and Accommodation scheme

The total number of residents decreased by 23% in April 2026 compared to the corresponding month of 2025.

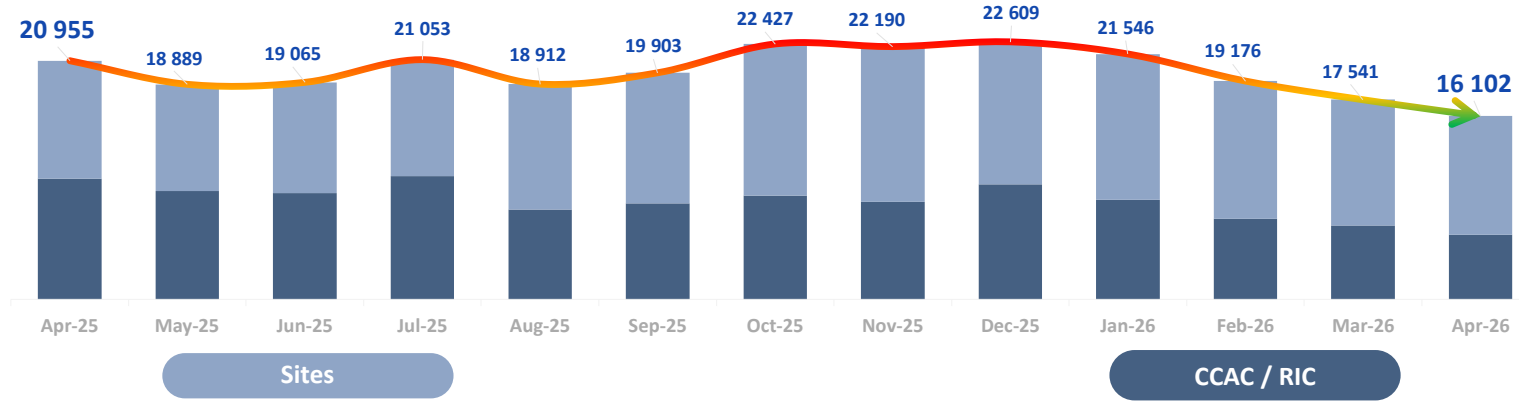
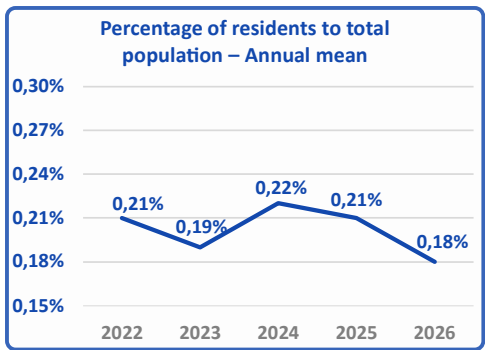
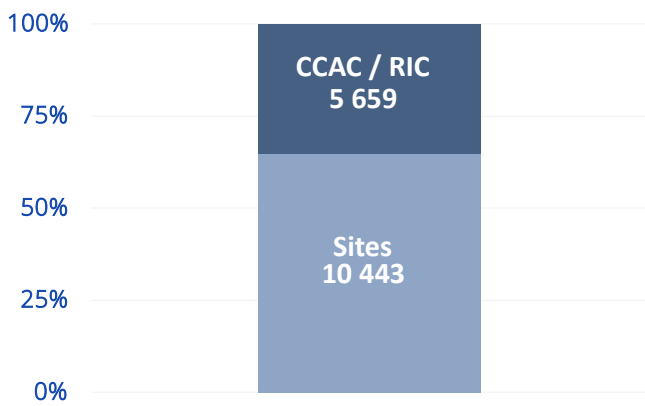
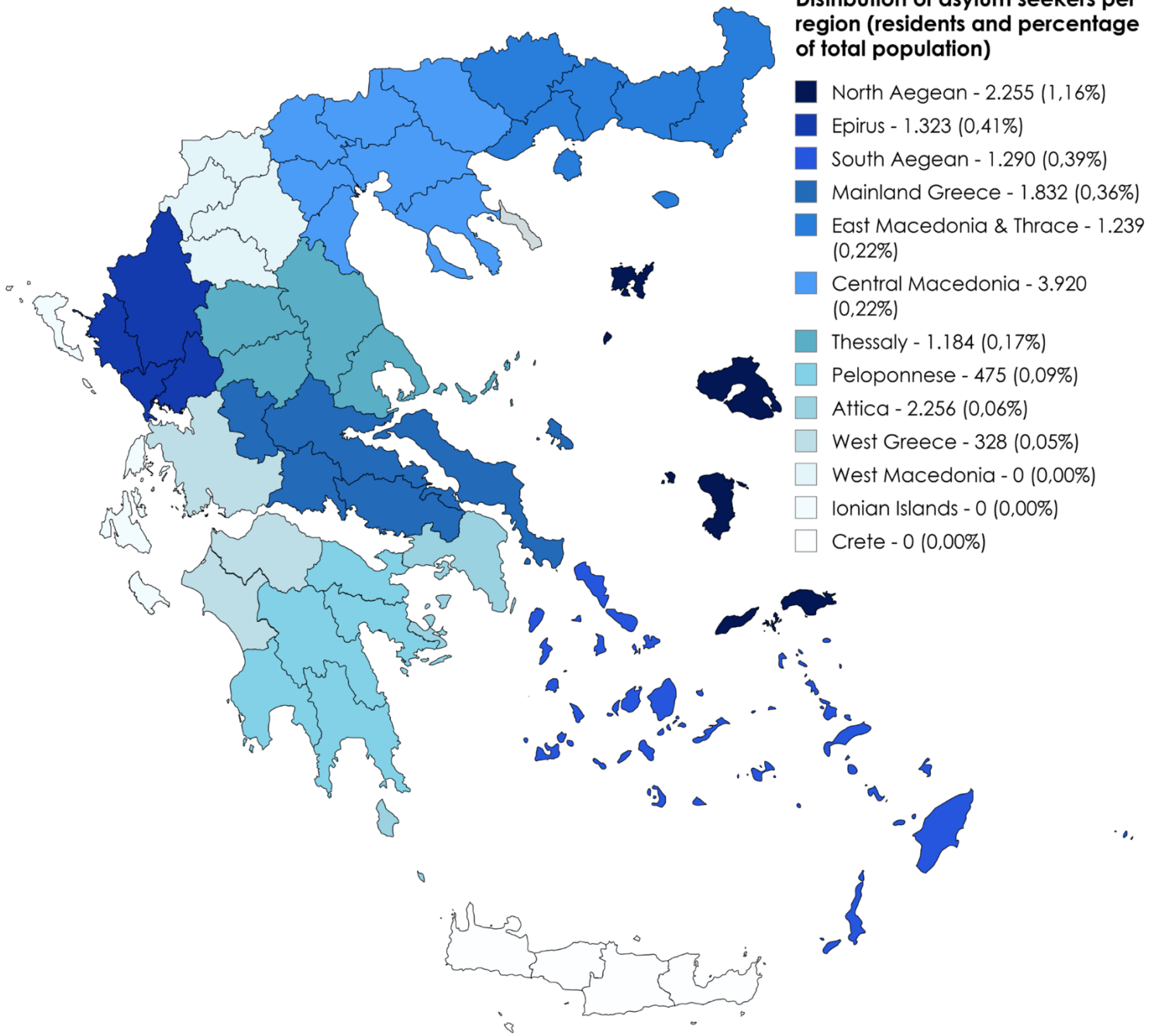


Chart 4. Progress of Residents through time – See Appendix Table 6

Distribution of asylum seekers per region (residents and percentage of total population)



There was a decrease in the number of residents by 23% (from 20.955 to 16.102) during the last 12 months.

Chart 5. Distribution of Asylum Seekers per Region and Accommodation scheme – See Appendix Table 4 & 5

5a. Applications for International Protection

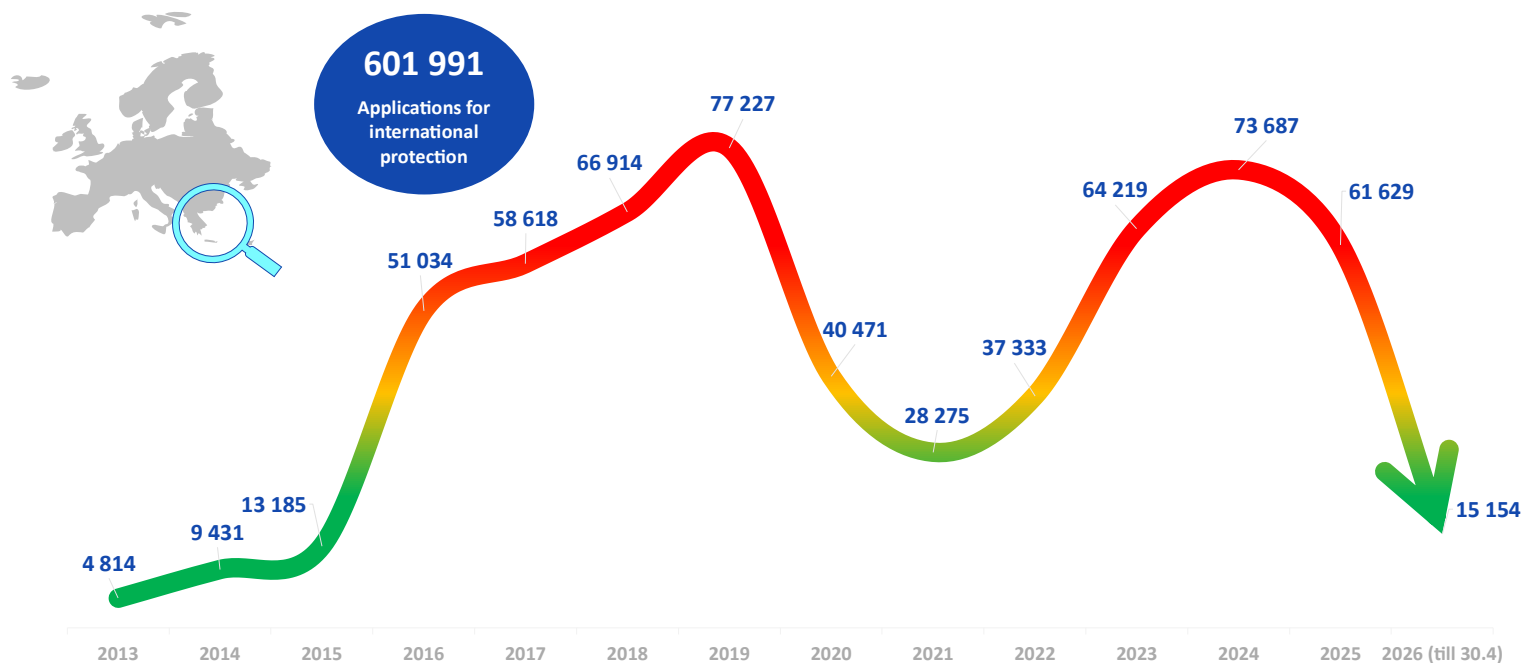


Chart 6. Applications for International Protection per year. For 2026 applications are calculated till the month of reference (April) - See Appendix Table 7a

5b. Applications for International Protection per Regional Office or Asylum Unit and per Region

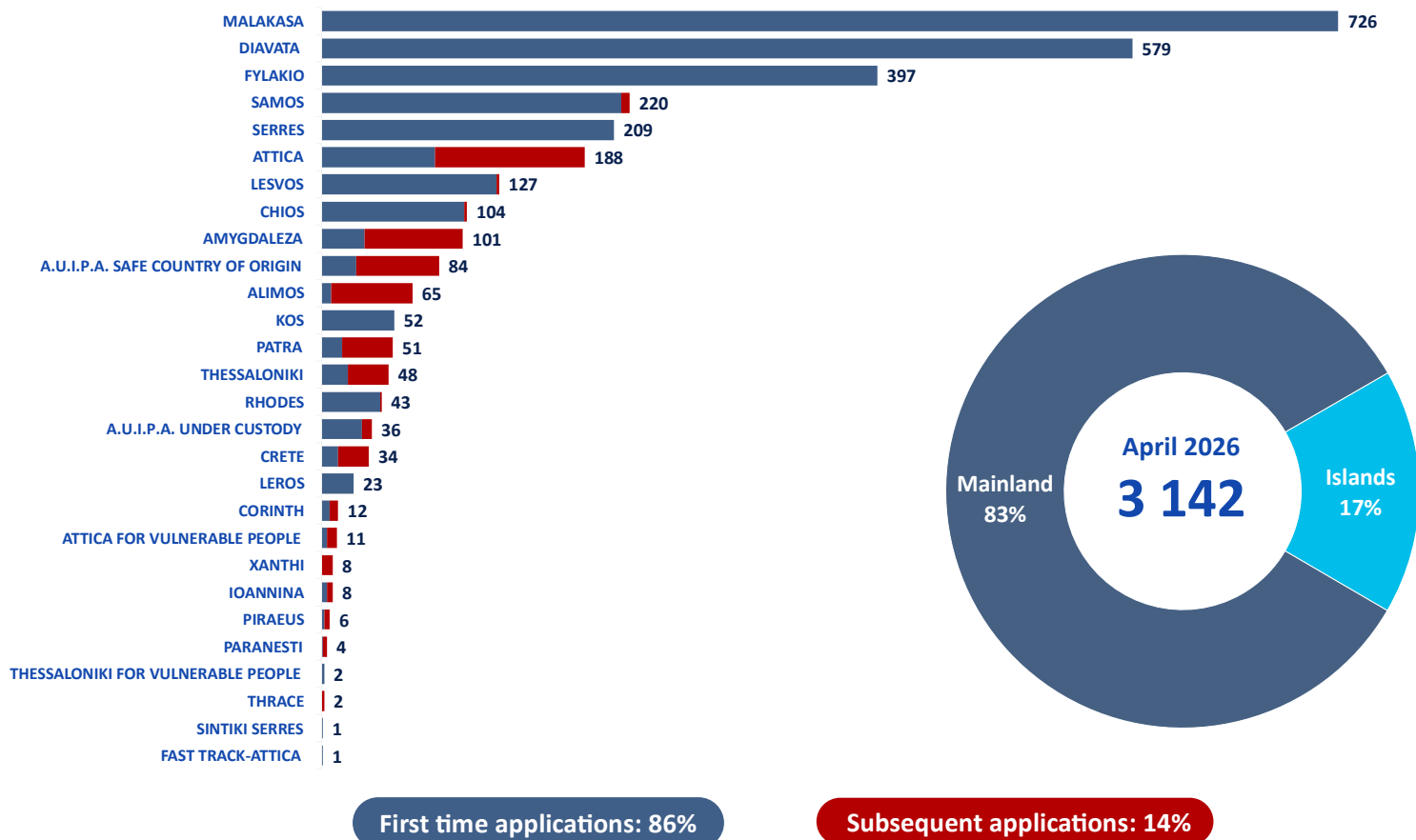


Chart 7. Applications for International Protection with distinction between first time and subsequent per Regional Office or Asylum Unit for the month of reference (April 2026) - See Appendix Table 7b

5c. Applications for International Protection per month with distinction between first time and subsequent

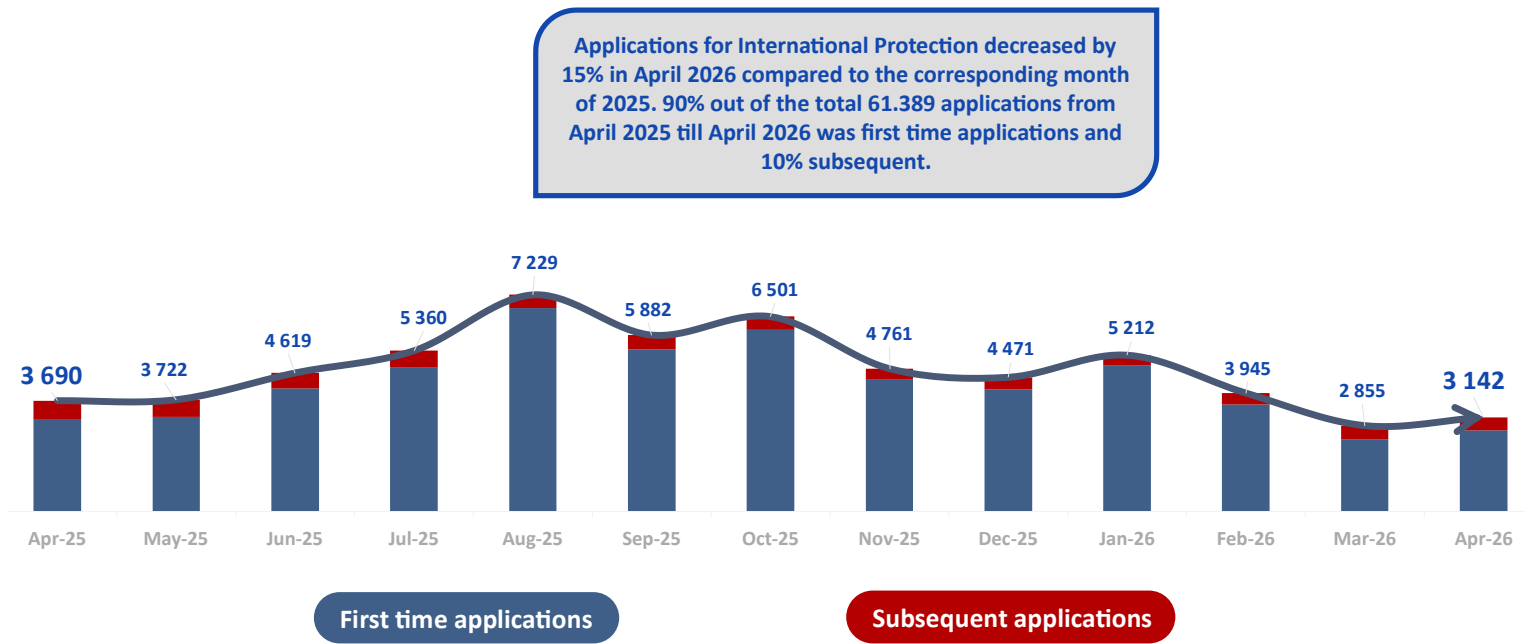


Chart 8. Applications for International Protection per month with distinction between first time and subsequent (April 2025 - April 2026) - See Appendix Table 7c

5d. Applications for International Protection per nationality, gender and age group

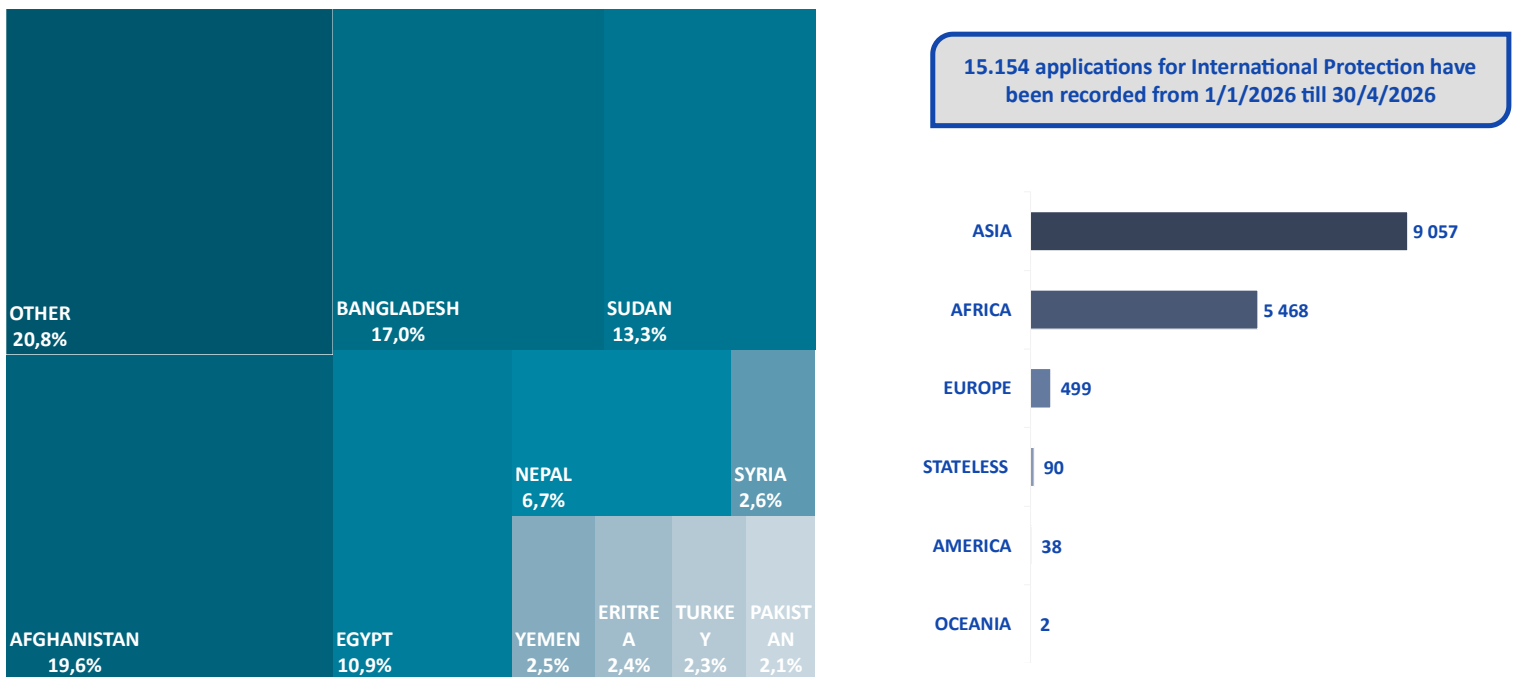


Chart 9. Applications for International Protection 4-months 2026 per Nationality (Top 10 Nationalities and distribution per continent) - See Appendix Table 7d

The 14% of the total 15.154 applications for International Protection from 1/1/2026 till 30/4/2026 refers to minors, 67% refers to the age group between 18-34, 18% refers to the age group between 35-64.

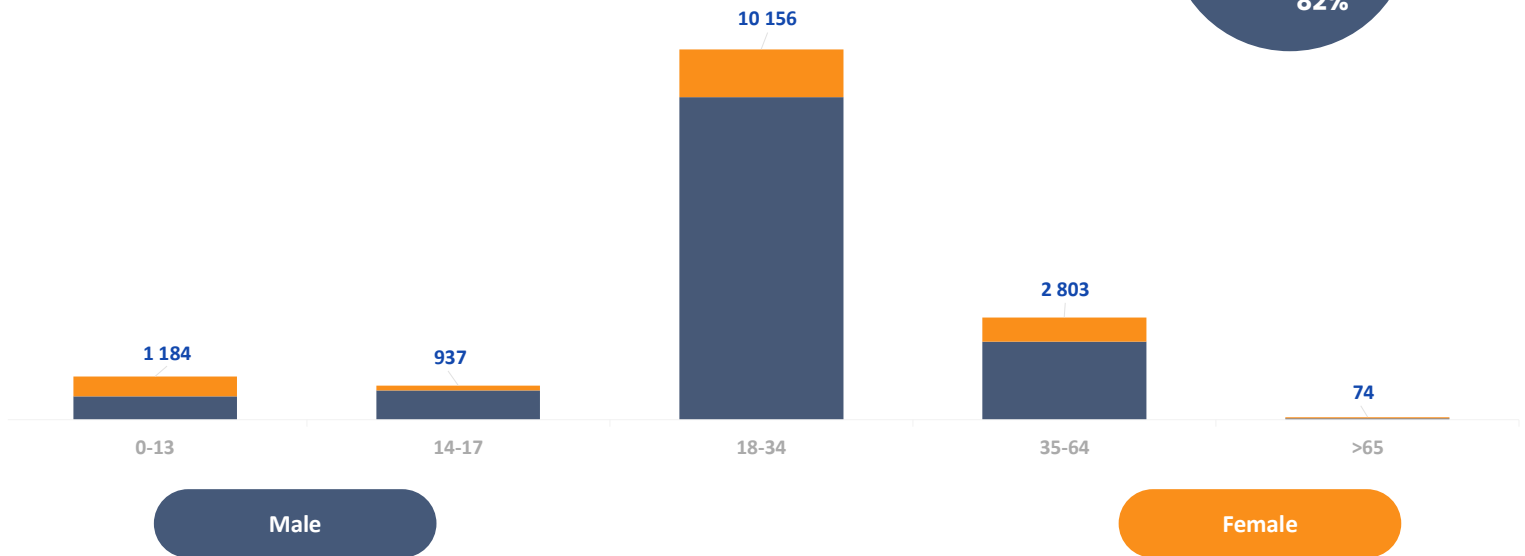
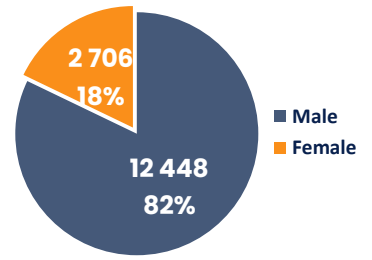


Chart 10. Applications for International Protection 4-months 2026 per gender and age group - See Appendix Table 7e

5e. Applications for International Protection of unaccompanied minors

2.797 applications for international protection of unaccompanied minors have been recorded from April 2025 till April 2026 that corresponds to 4,6% of the total 61.389 applications of international protection.

TOP 5 NATIONALITIES

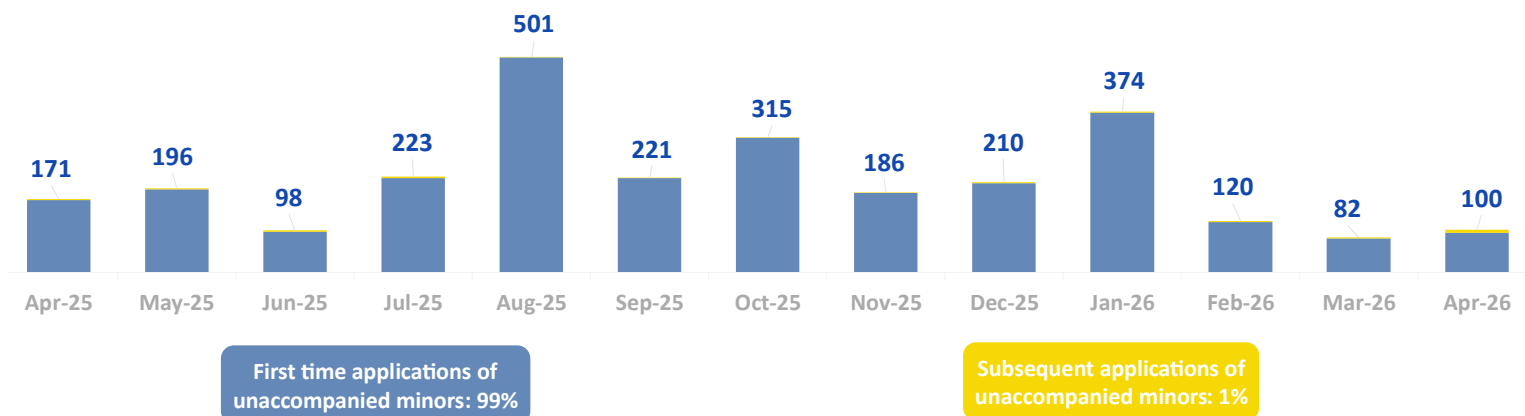
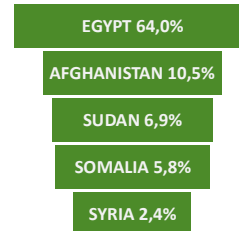
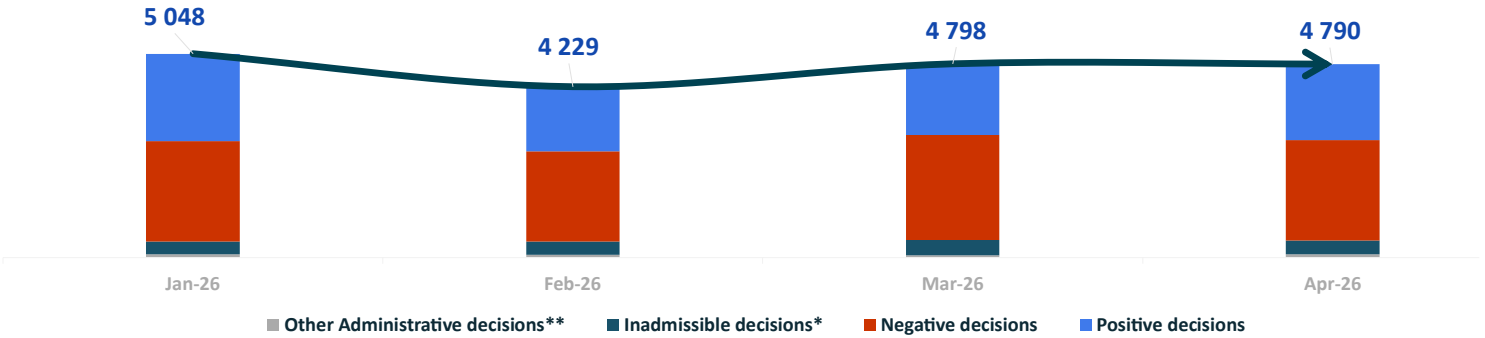
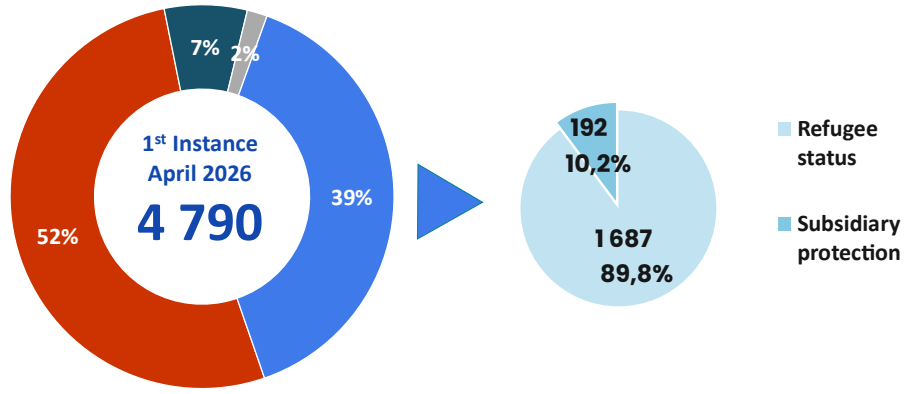


Chart 11. Applications for International Protection of unaccompanied minors with distinction between first time and subsequent and top 5 nationalities April 2025-April 2026 - See Appendix Table 7f

6a. Type of Decisions – 1st Instance

18.865 decisions have been issued in the 1st Instance from 1/1/2026 till 30/4/2026. 39,3% of them are positive, 59,3% negative and 1,4% refers to other administrative decisions.



*This category consists of Inadmissible decisions (a) concept of safe third country, (b) transfer to other member state under Dublin regulation, (c) relocation program, (d) subsequent application, (e) procedural discrepancies.

** This category consists of implicit withdrawals, explicit withdrawals and decisions resulting in the filing of cases (to the archive).

Chart 12. 1st Instance Decisions per month and type for 2026 and for the month of reference (April 2026). - See Appendix Table 8a

6b. Type of Decisions – 2nd Instance

5.112 decisions have been issued in the 2nd Instance from 1/1/2026 till 30/4/2026. 5,5% of them are positive, 92,0% negative and 2,5% refers to other administrative decisions.

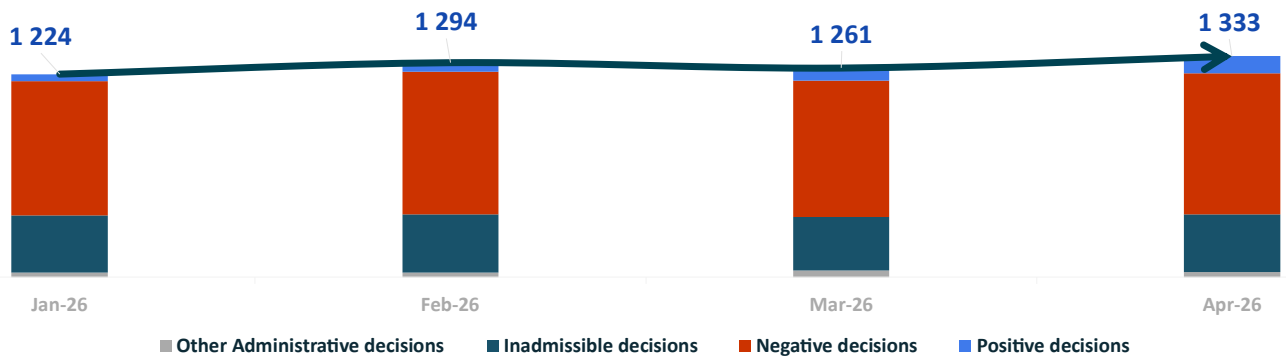
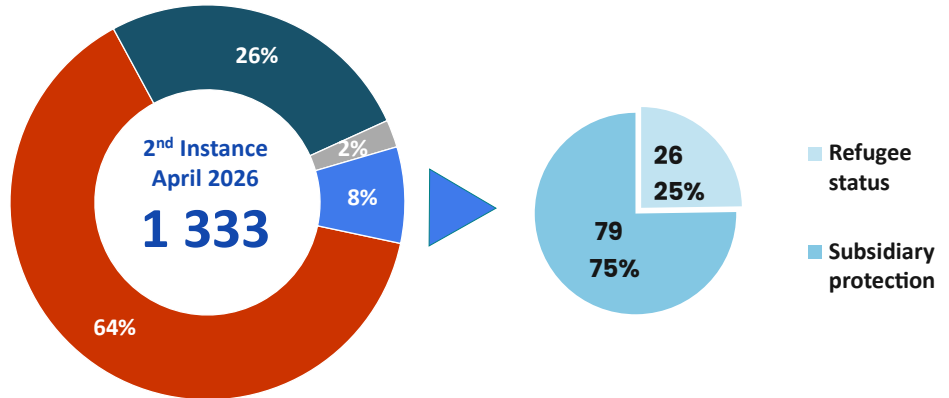


Chart 13. 2nd Instance Decisions per month and type for 2026 and for the month of reference (April 2026). - See Appendix Table 8b

7. Appeals

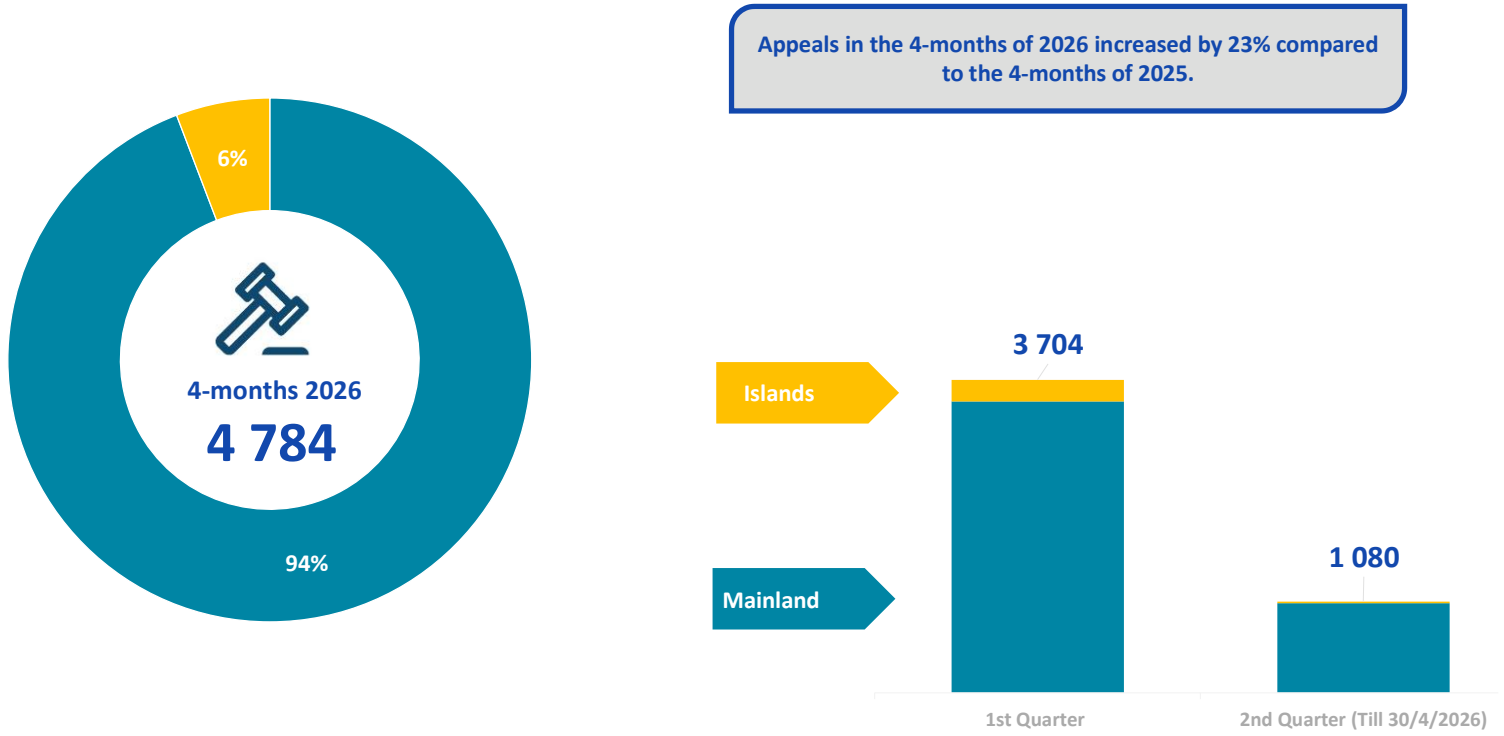


Chart 14. Appeals that have been lodged the 4-months of 2026 per location and quarter – See Appendix Table 9a

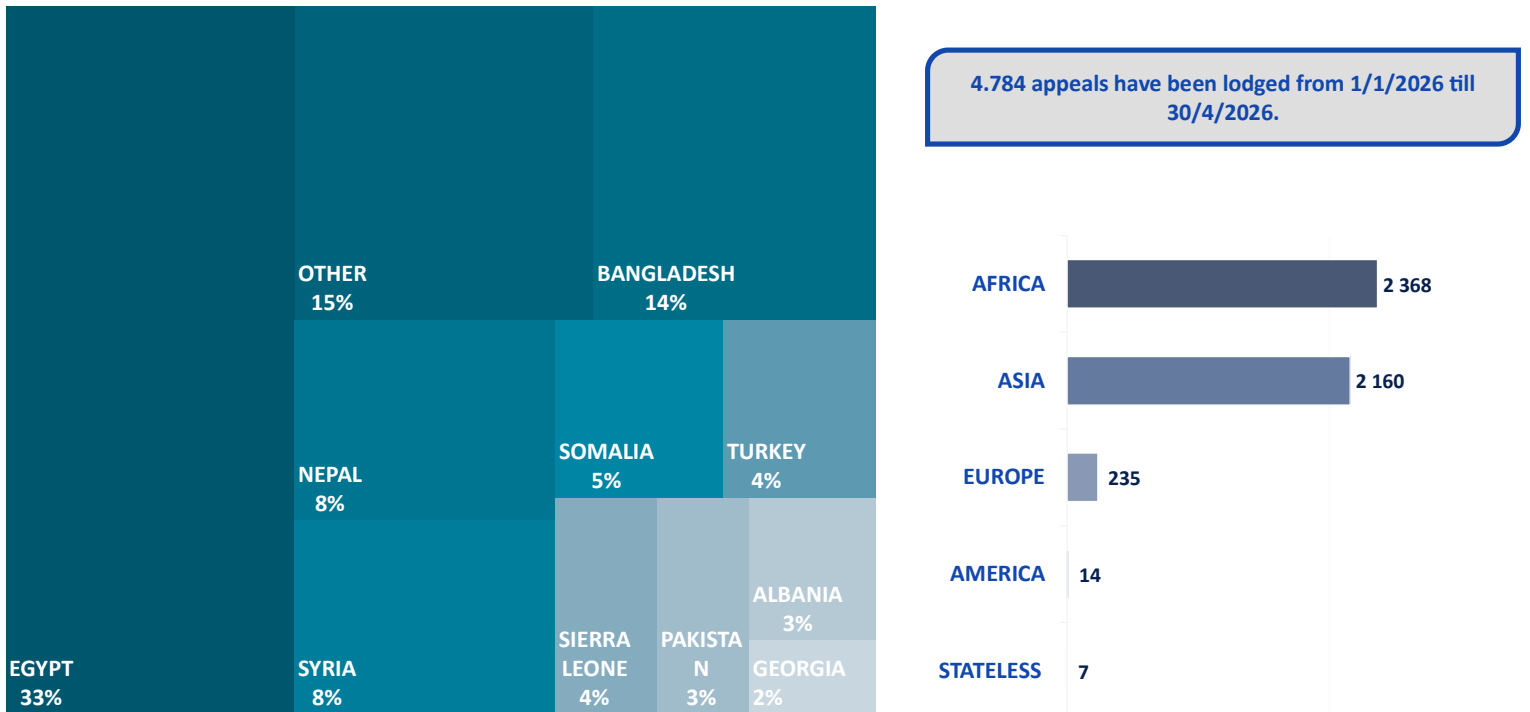


Chart 15. Appeals that have been lodged the 4-months of 2026 per Nationality (Top 10 Nationalities and distribution per continent) – See Appendix Table 9b

8a. Pending Pre-Registrations of applications for International Protection – Decisions issued in 1st and 2nd Instance

The total backlog (pending applications and decisions) decreased by 6,1% in April 2026 compared to the corresponding month of 2025.

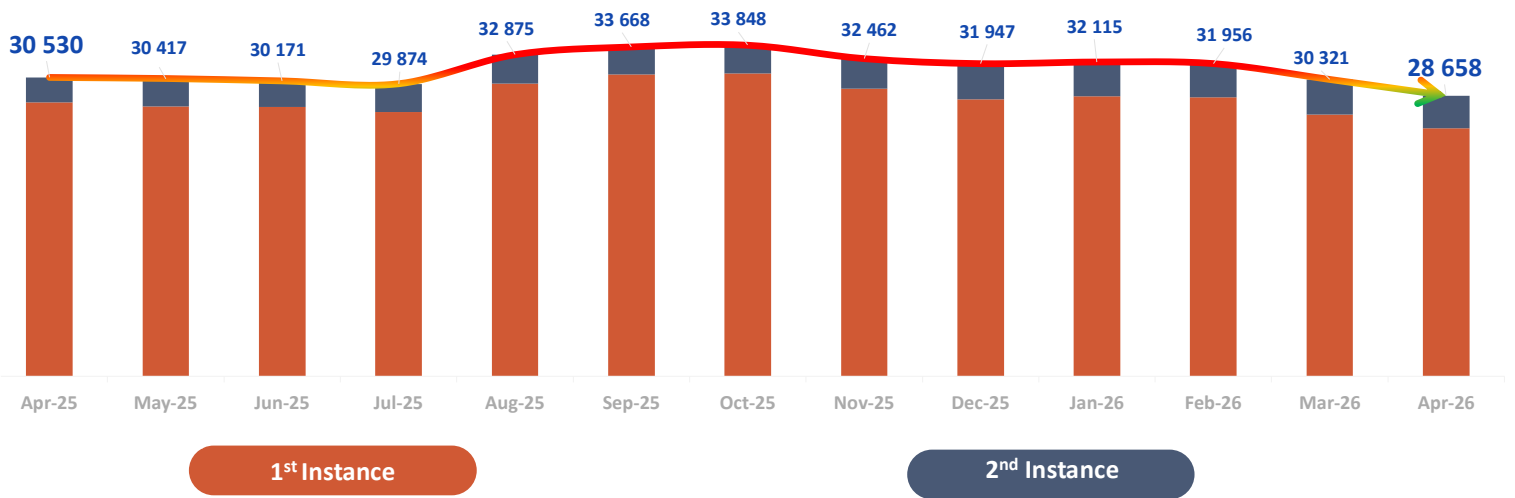


Chart 16. Aggregate Pending Pre-Registrations of applications for International Protection - pending Decisions in 1st and 2nd Instance per month – See Appendix Table 10a

A comparison between April 2026 and April 2025 shows that the 1st and 2nd instance decisions have been increased by 38%

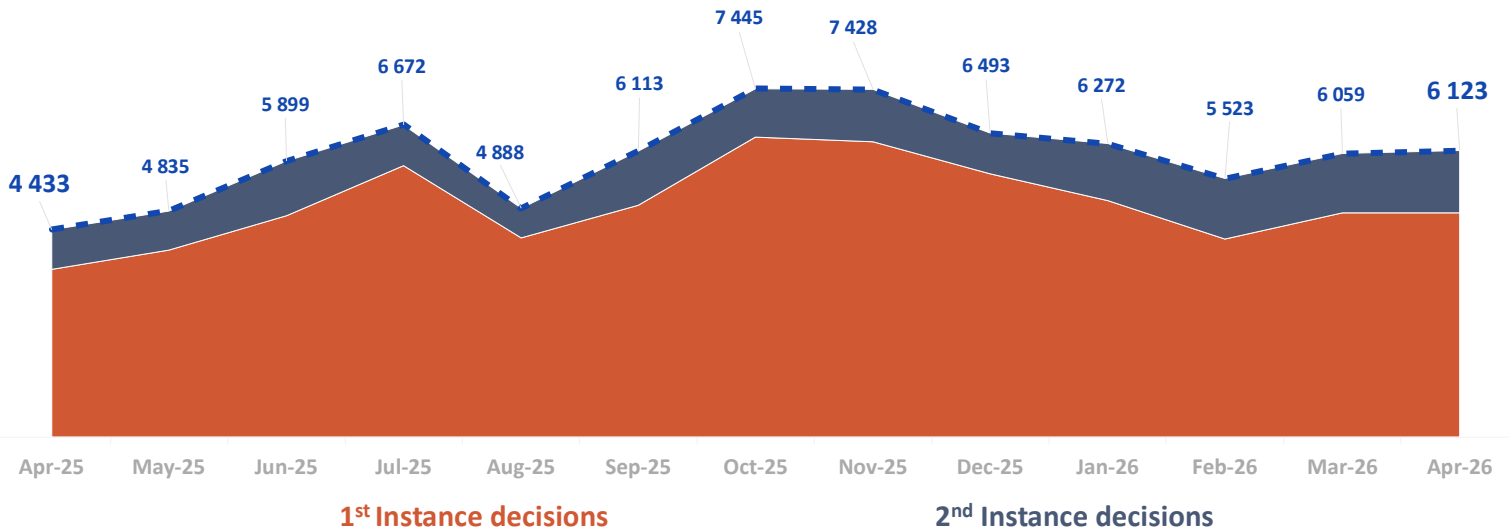


Chart 17. Aggregate Decisions issued in 1st and 2nd Instance per month - See Appendix Table 10a

- The average time for a 2nd Instance decision to be issued is 89 days since the date of appeal lodging, while it is 50 days from the date of appeal discussion.
- The total of pending decisions of Appeals Authority (3,341 pending) consists of cases that have been discussed till April 2026 (2,059 pending) or are scheduled to be discussed till July 2026 (1,282 pending).

See Appendix Table 10b

8b. Pending decisions in 1st and 2nd instance regarding notification status

A comparison between April 2026 and April 2025 shows that the pending decisions in 1st and 2nd instance regarding notification status have been increased by 7%

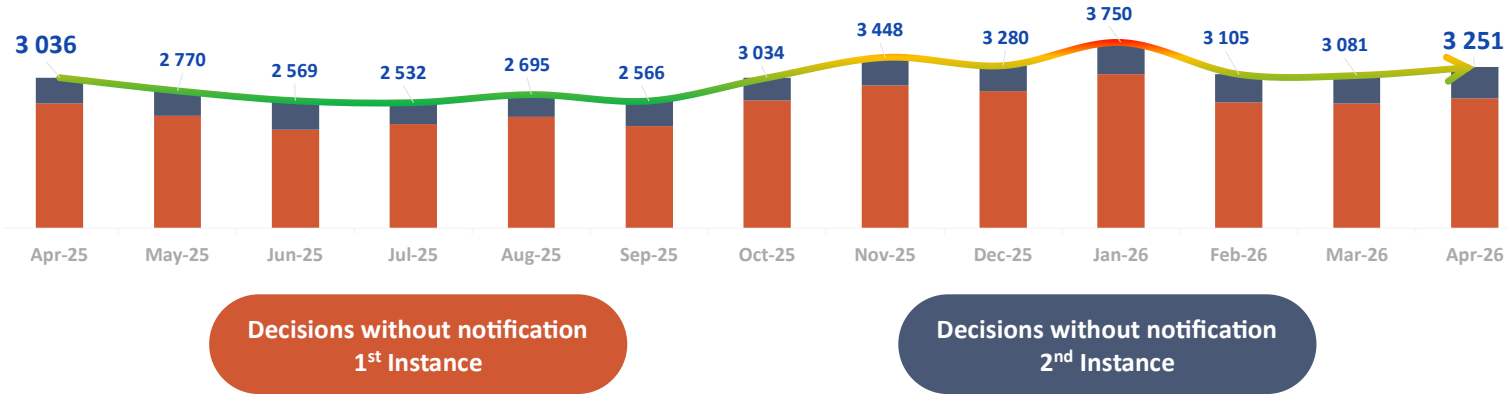


Chart 18. Aggregate pending decisions in 1st and 2nd instance regarding notification status per month - See Appendix Table 10c

9a. Asylum Seekers covered by a decision granting Refugee Status in 1st and 2nd Instance

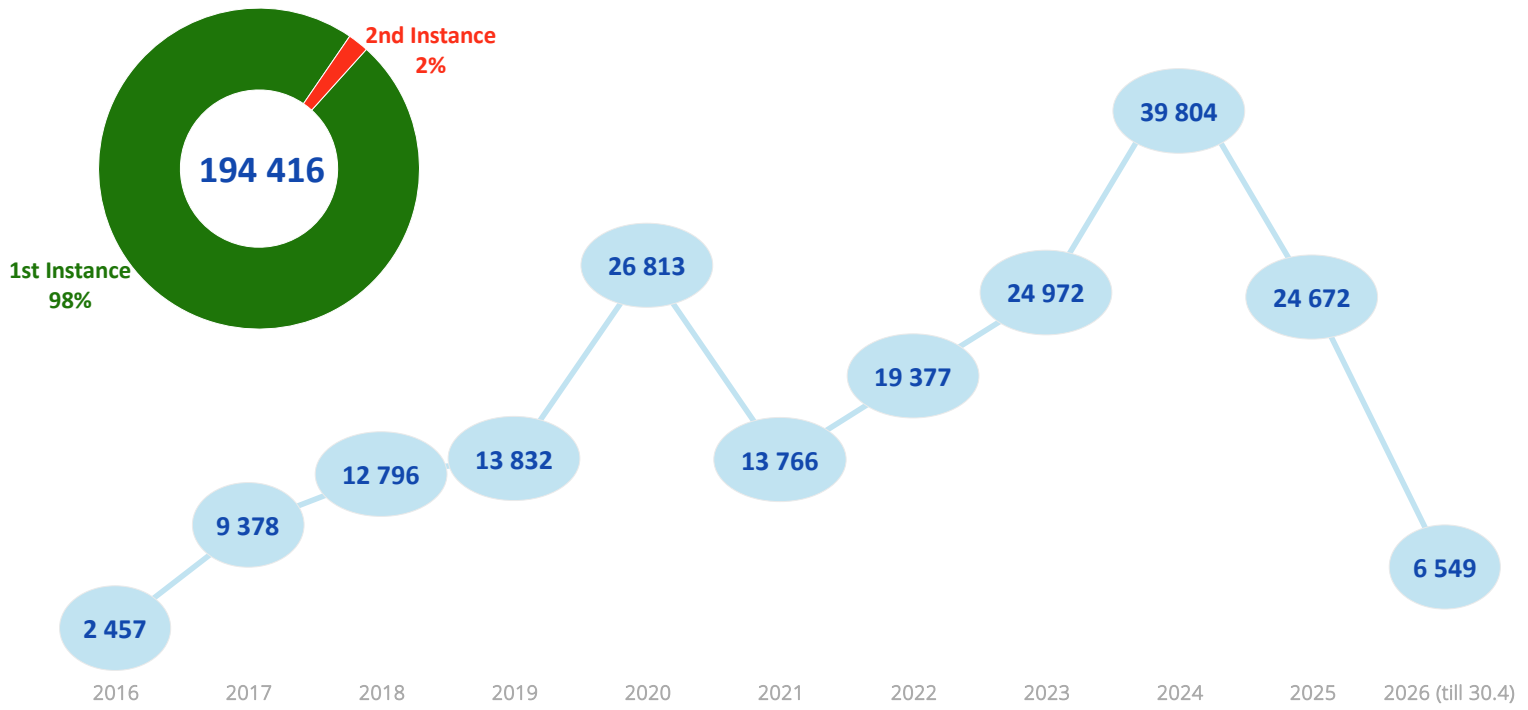


Chart 19. Aggregate Refugee Status Decisions that have been issued in 1st and 2nd instance. For 2026, the number of Refugee Status Decisions has been calculated till the month of reference (April). See Appendix Table 11a

9b. Asylum Seekers covered by a decision granting Subsidiary Protection status in 1st and 2nd Instance

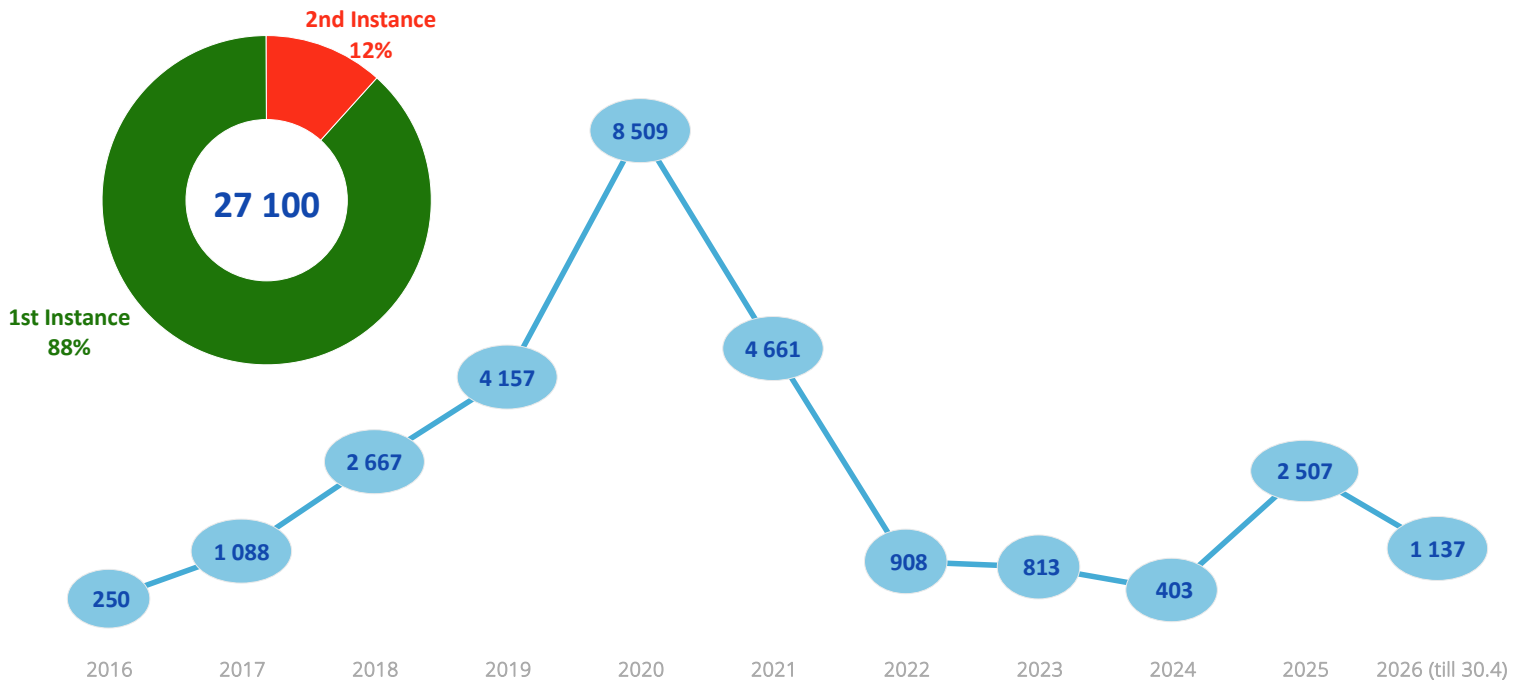
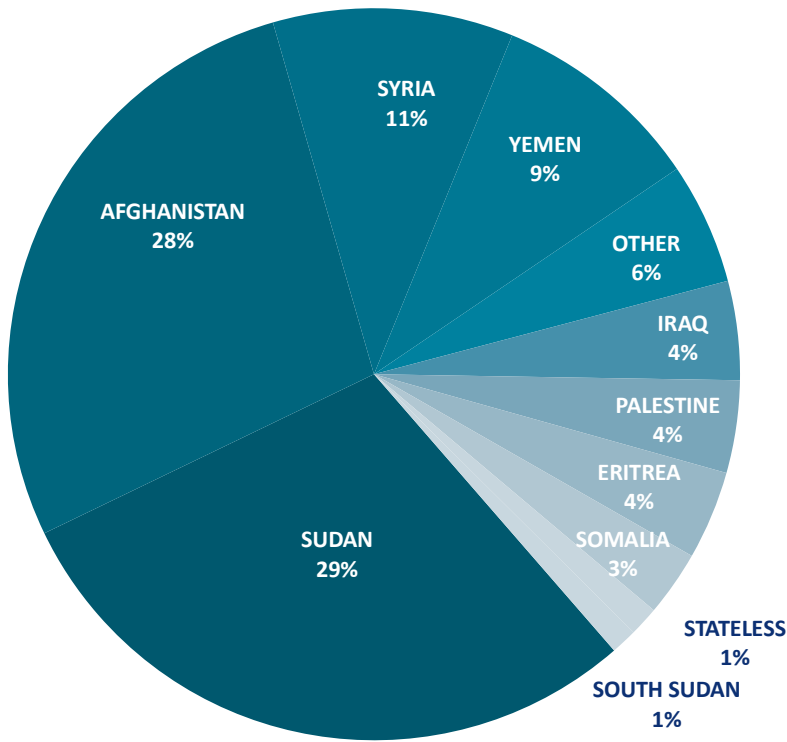


Chart 20. Aggregate Subsidiary Protection Decisions that have been issued in 1st and 2nd instance. For 2026, the number of Subsidiary Protection Decisions has been calculated till the month of reference (April). See Appendix Table 11b

9c. Positive decisions in 1st & 2nd Instance per nationality and age group



A total of 7.686 positive decisions have been issued in 1st and 2nd Instance from 1/1/2026 till 30/4/2026, 57% of them referring to citizens of Sudan and Afghanistan.

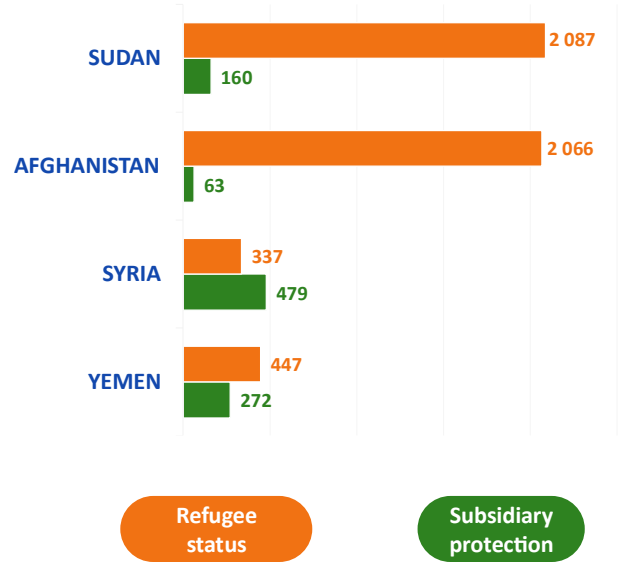


Chart 21. Positive Decisions (granting Refugee Status & Subsidiary Protection) in 4-months of 2026 per Nationality (Top 10 Nationalities and distribution per continent). See Appendix Table 11c

6.549 decisions granting Refugee status and 1.137 granting Subsidiary Protection have been issued from 1/1/2026 till 30/4/2026. The 20% of the total positive decisions (7.686) refers to minors, 65% refers to the age group between 18-34, 14% refers to the age group between 35-64 and 1% refers to the age group 65+.

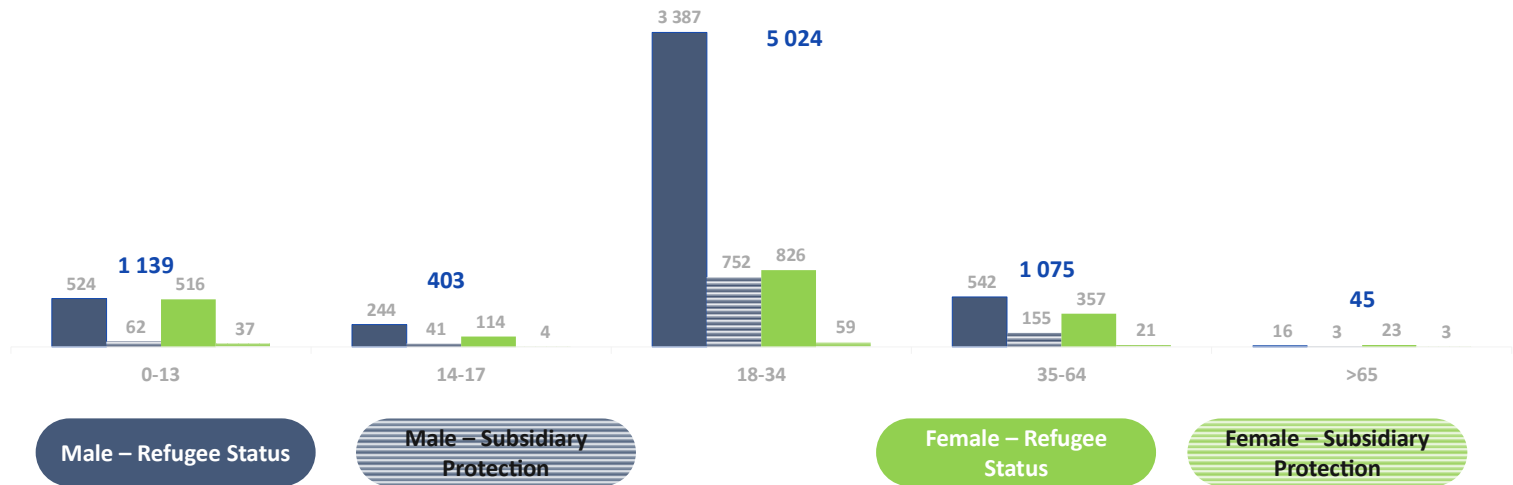
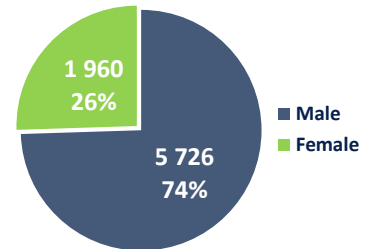
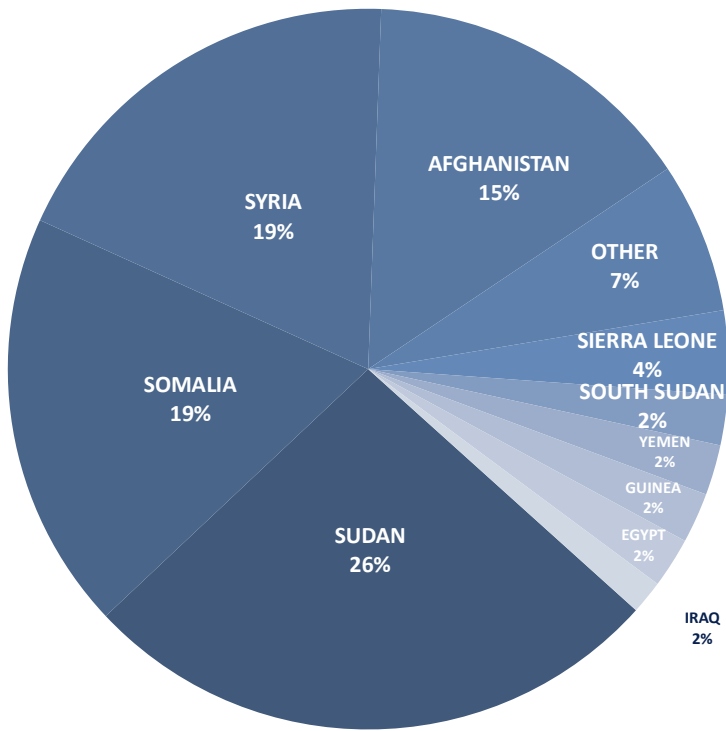


Chart 22. Positive Decisions (granting Refugee Status & Subsidiary Protection) in 4-months of 2026 per age group, gender and type of decision - See Appendix Table 11d

9d. Positive decisions of unaccompanied minors in 1st Instance per nationality and age group



A total of 133 positive decisions have been issued in 1st Instance from 1/1/2026 till 30/4/2026 regarding unaccompanied minors, 45% of them referring to Sudan and Somalia.

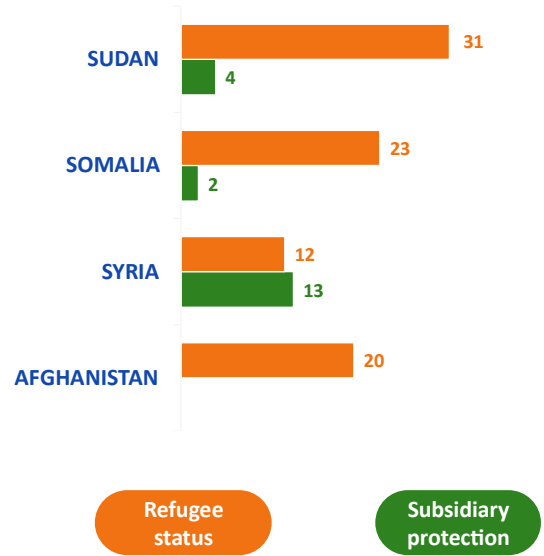


Chart 23. Positive Decisions (granting Refugee Status & Subsidiary Protection) in 1st Instance of unaccompanied minors in 4-months of 2026 per Nationality (Top Nationalities and distribution per continent). See Appendix Table 11e

113 decisions granting Refugee status and 20 granting Subsidiary Protection have been issued from 1/1/2026 till 30/4/2026. The 9% of the total positive decisions (133) refers to the age group between 0-13, 91% refers to the age group between 14-17.

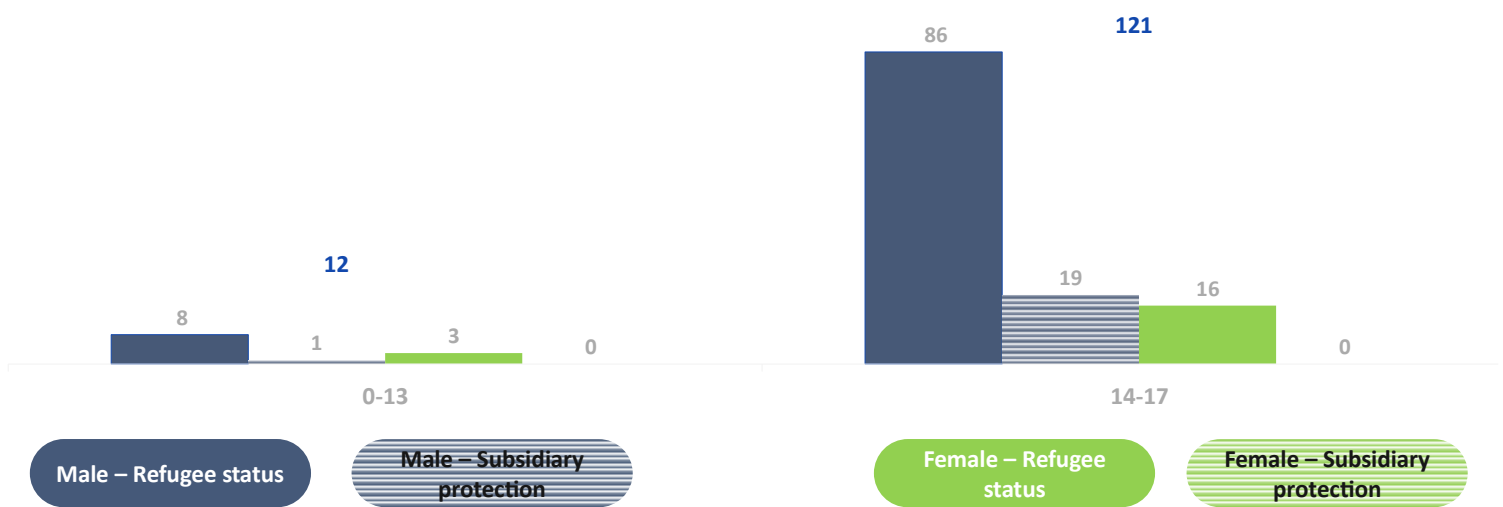
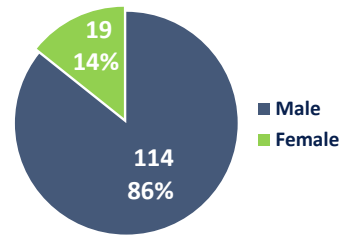


Chart 24. Positive Decisions (granting Refugee Status & Subsidiary Protection) in 1st Instance of unaccompanied minors in 4-months of 2026 per age group, gender and type of decision - See Appendix Table 11f

9e. Recognition Rate in 1st & 2nd Instance

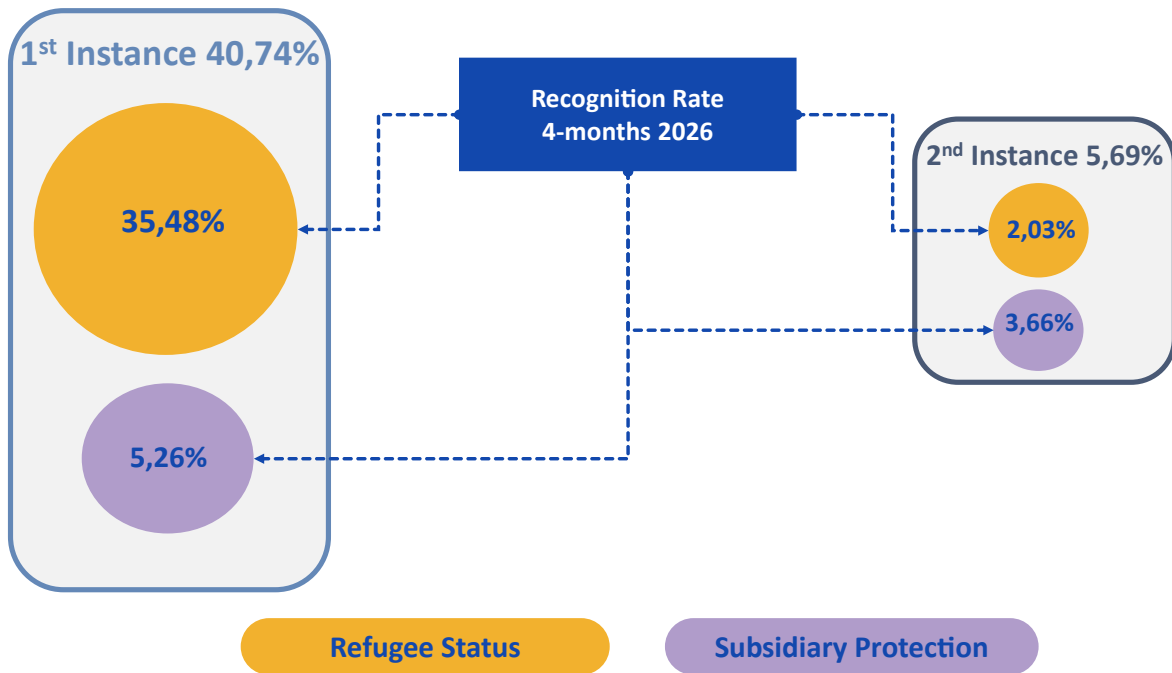


Chart 25. Recognition Rate in 1st & 2nd Instance. See Appendix Table 11g

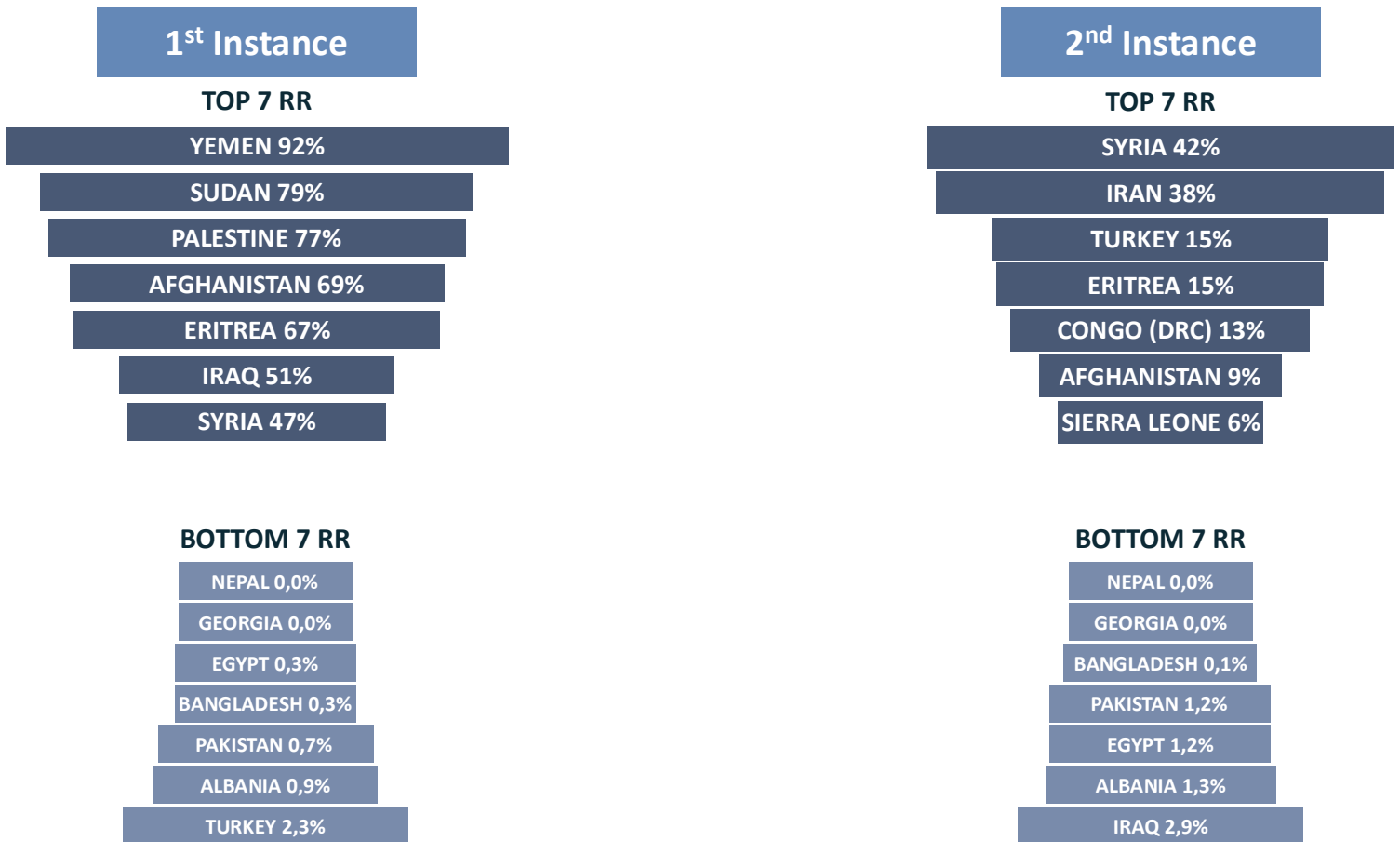


Chart 26. Recognition Rate 4-months 2026 in 1st & 2nd Instance for top and bottom 7 nationalities. For the calculation of Recognition rate in 1st Instance have been included nationalities for which have been issued at least 149 decisions in 2026 and for the 2nd Instance at least 47 decisions. See Appendix Table 11g

*RR=Recognition Rate

10. Applications for annulment of 2nd Instance Decisions before the Administrative Court

The 15,2% of the total applications for annulment per year of lodging (6.783) are pending while for the rest of them (84,8%), a decision has been issued. 6,0% of the decisions had a positive outcome and 94,0% were rejected.

From the total of 5.749 decisions regarding applications for annulment (per year of decision) 42% have been issued in 2023, 2024, 2025 and 2026.

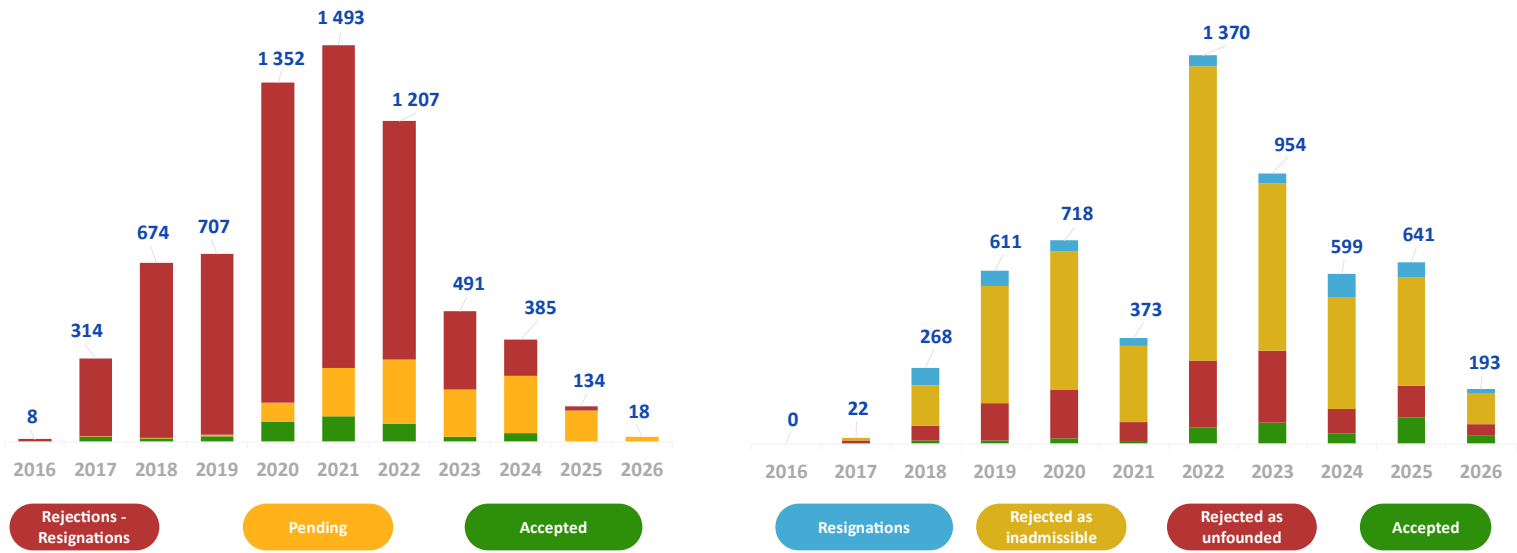


Chart 27. Applications for annulment of 2nd Instance Decisions before the Administrative Court per year of lodging (Left) – Decisions regarding Applications for annulment per year of decision (Right). See Appendix Table 12a and 12b

11a. HELIOS+ Integration Program (Integrated Actions for the Integration of Third-Country Nationals into the Labor Market)

The HELIOS+ program has been implemented since 1/1/2025 by the International Organization for Migration (IOM) across all regions of the country, through its integration into the Regional Operational Programs and with funding from the European Social Fund Plus (ESF+).

It is addressed to beneficiaries of international and temporary protection, aiming to support their independent living and social integration process through the provision of the following integrated services:

- support for independent living
- integration counseling
- Greek language courses
- facilitation of access to the labor market
- awareness-raising among the local community and promotion of social cohesion

The Ministry of Migration and Asylum, through the Directorate of Social Integration, monitors the implementation of the HELIOS+ program's activities, as reflected in the relevant monthly Factsheets published by the Implementing Agency on the program's official website.

From 1/1/2025 till 30/4/2026, 2.576 beneficiaries have been enrolled in the program. Among them, 1.374 beneficiaries have received rental subsidies, 1.629 have received integration counseling services, and 1.575 have received employment counseling services.



April 2026:
2 576

Total registered beneficiaries since the beginning of the project

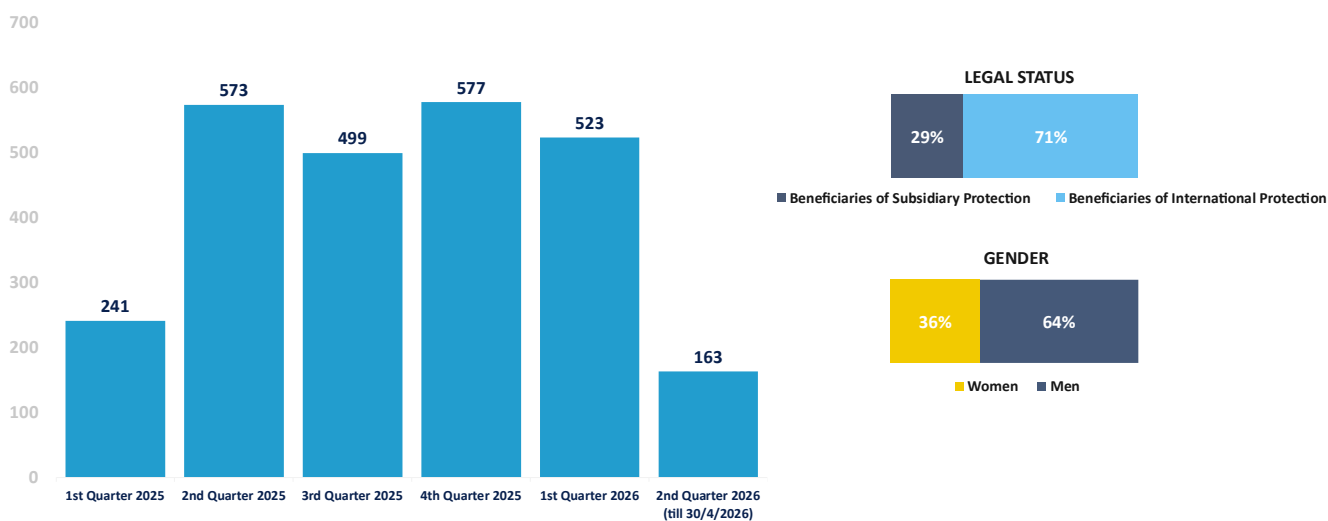
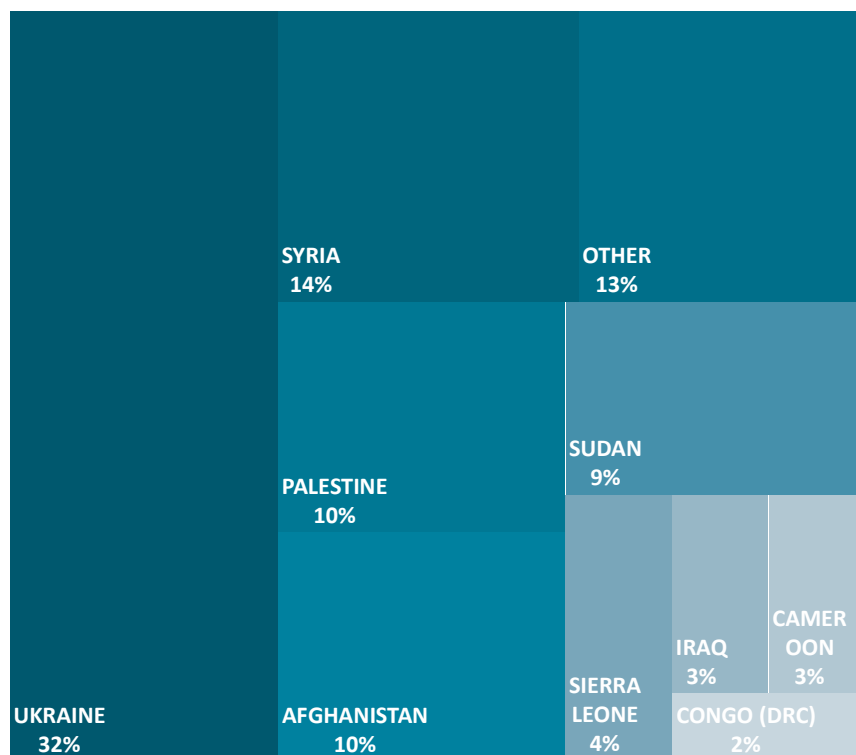


Chart 28. Helios+ Enrollments per quarter. See Appendix Table 13



56% of the total 2.576 registered beneficiaries from 1/1/2025 till 30/4/2026 come from Ukraine, Syria and Palestine.

Chart 29. Helios+ Enrollments per nationality. See Appendix Table 14

11b. HELIOS JUNIOR Integration Program (Integrated Actions for the Integration of Third-Country Nationals into the Labor Market)

The HELIOS Junior programme has been implemented since 1/10/2024 by the International Organization for Migration (IOM), in cooperation with experienced implementing partners and with funding from the European Union's Asylum, Migration and Integration Fund (AMIF).

It is addressed to third-country nationals aged 18–21 who legally reside in Greece and arrived in the country as unaccompanied minors, with the aim of supporting them during their exit from previous accommodation facilities, ensuring a smooth transition to independent living conditions, and facilitating their integration into Greek society and the labour market.

In summary, the services provided to the programme's beneficiaries include:

- accommodation in rented and fully furnished apartments and support for independent living
- development of an individual integration plan and continuous monitoring and support throughout the integration process
- individual counselling, referral to formal education and training providers for attendance of Greek language courses and vocational training programmes, and support in the certification of knowledge and skills
- provision of a monthly cash allowance to cover basic needs

The Ministry of Migration and Asylum, through the Directorate of Social Integration, monitors the implementation of the physical scope of the HELIOS Junior programme, as recorded and presented in the monthly Factsheets published by the Implementing Body on the programme's official website.

From 1/1/2025 till 30/4/2026, a total of 413 individuals have been enrolled in the programme.

(As of 1/2/ 2026, the enrollment of new beneficiaries in the program has been discontinued, with the exception of certain cases involving vulnerable individuals. However, the program continues to be implemented until its scheduled end date for those beneficiaries who are already enrolled)

April 2026:
413

Total registered beneficiaries since the beginning of the project Helios Junior

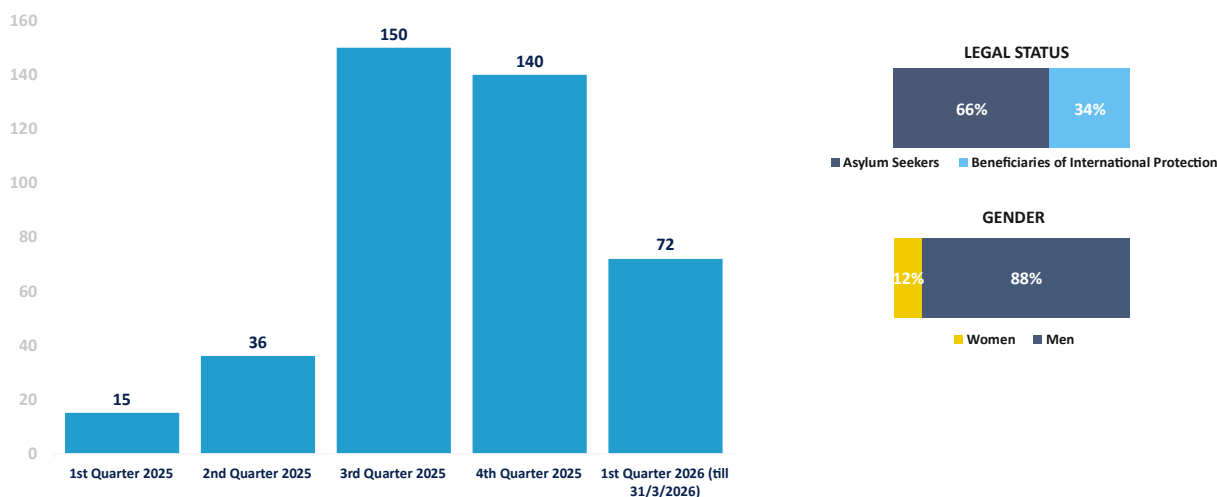
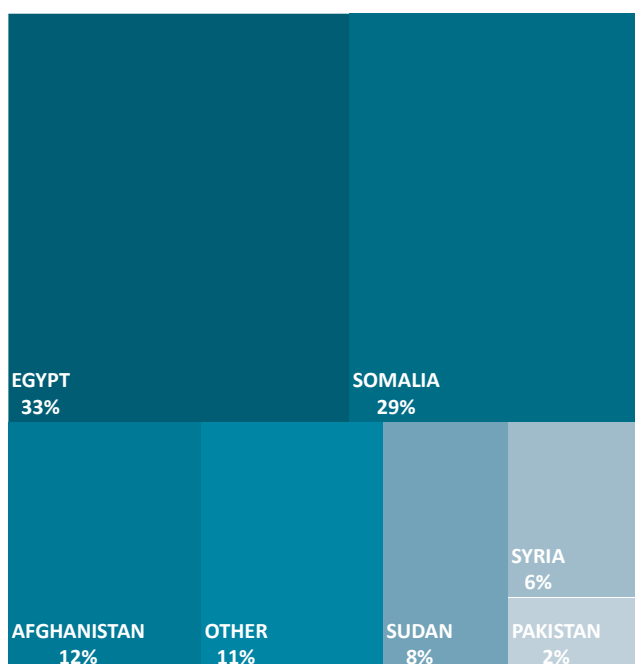


Chart 30. Helios Junior Enrollments per quarter. See Appendix Table 15



74% of the total 413 registered beneficiaries from 1/1/2025 till 30/4/2026 come from Egypt, Somalia and Afghanistan.

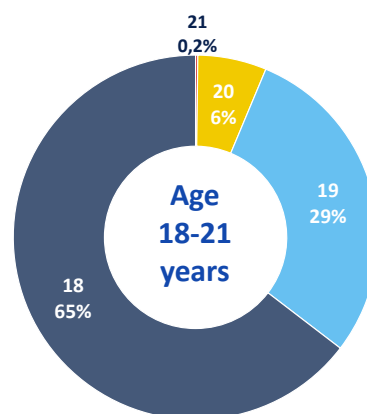


Chart 31. Helios Junior Enrollments per nationality and age. See Appendix Table 16

12. Returns - Departures

In April 2026 the departures from Greece to third countries outside the EU, as well as to member states of the European Union are the following:

- 318 forced deportations and returns of third country nationals, based on agreements of the European Union, but also bilateral agreements of our country.
- 215 voluntary departures through IOM.
- 77 voluntary departures of immigrants from our country to their countries of origin.
- 72 transfers to Member States of the European Union under the Dublin Regulation.
- Returns under the EU - Turkey Joint Declaration have not been made since April 2020 due to Covid-19. It should be noted that despite the lifting of the Covid-19 measures the requests of missions-returns of the Greek authorities have not been answered.
- A total of 682 people left the country in April, while 1.731 arrived.

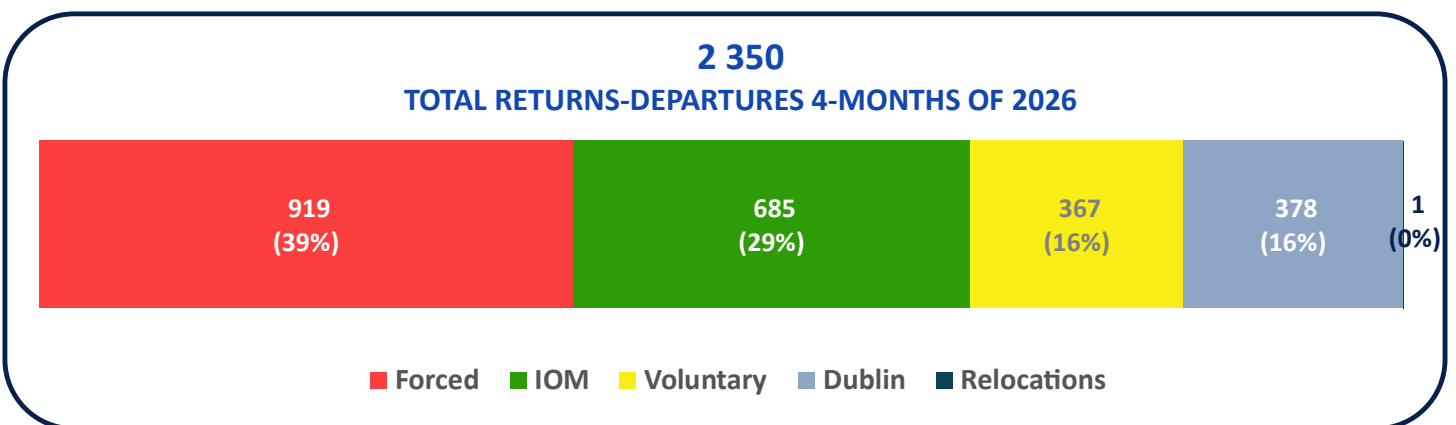
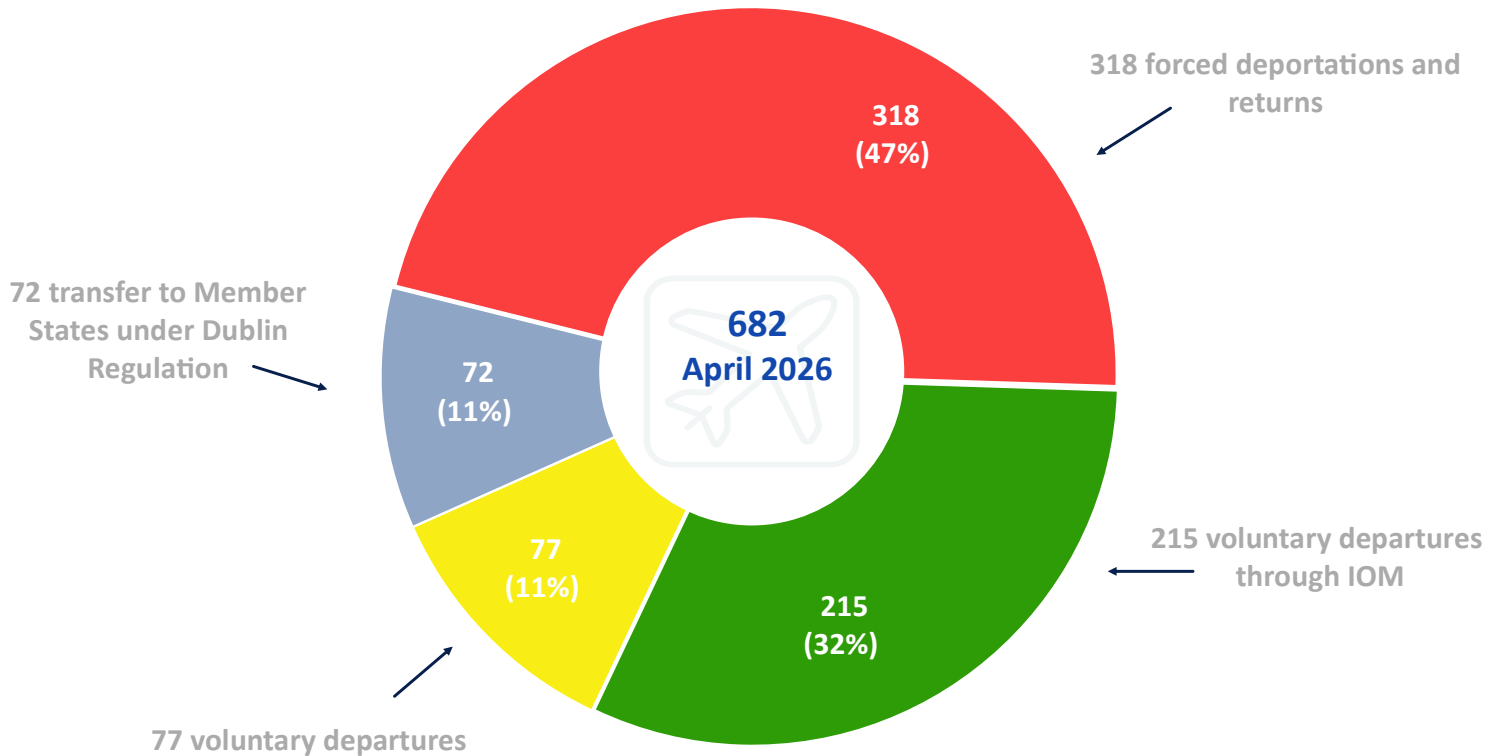


Chart 32. Returns-Departures – See Appendix Table 17.

All tables are included in Appendix A

13. Special Edition – Arrivals of Ukraine citizens due to war

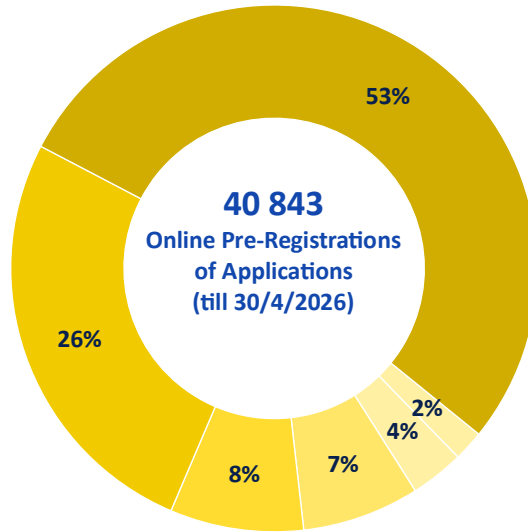


Chart 33. Total Ukrainian Residents & Online pre-registrations of applications (April 2026) - See Appendix Table 18

Until 30/4/2026 there were issued 39.604 cards for Temporary Protection to displaced people from Ukraine where 70% refers to women and 30% to men.

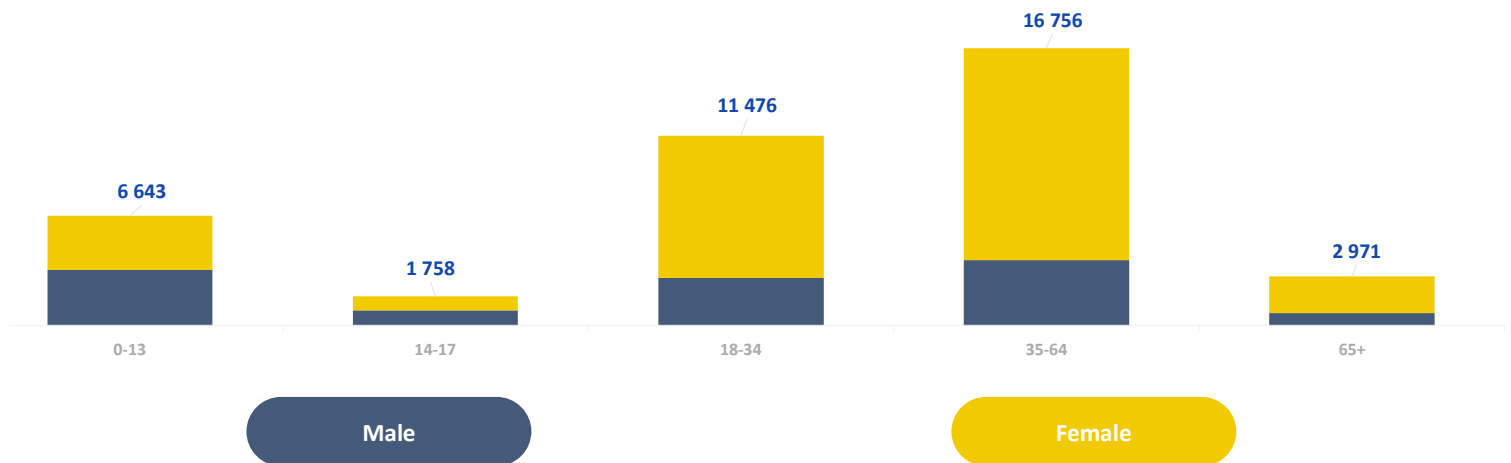
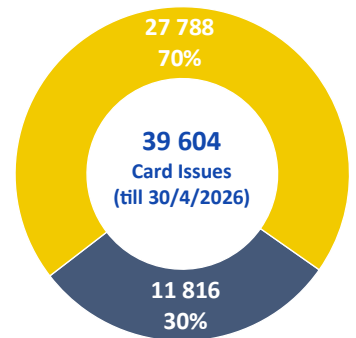


Chart 34. Total card issues to Ukrainians for Temporary Protection per age group and gender (April 2026) - See Appendix Table 19

14. Special Edition – Migration flows in rest of country by sea



Chart 35. Migration flows in rest of country by sea (1/1/2026-30/4/2026) - See Appendix Table 20