



**HELLENIC REPUBLIC**

Ministry of Migration & Asylum

General Secretariat for Vulnerable Persons &  
Institutional Protection

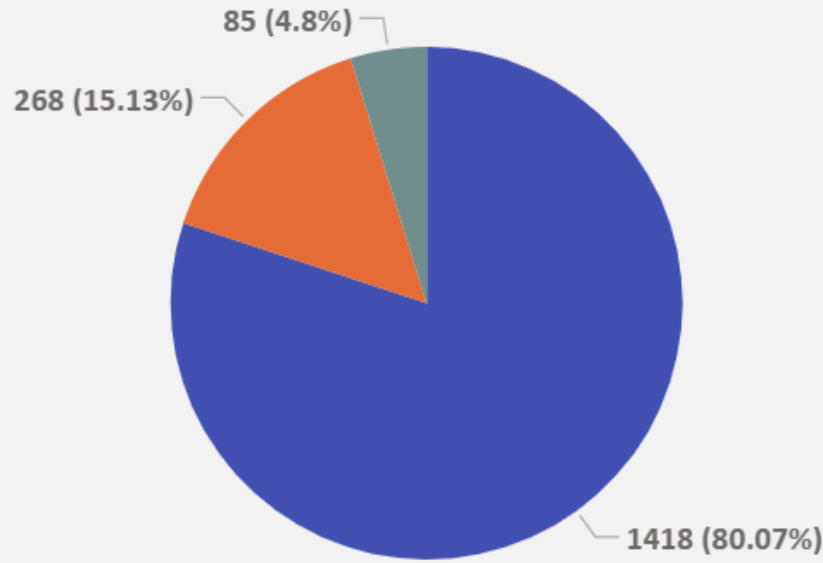
# Unaccompanied Minors (UAM) in Greece

February 2026



DIRECTORATE GENERAL ICT



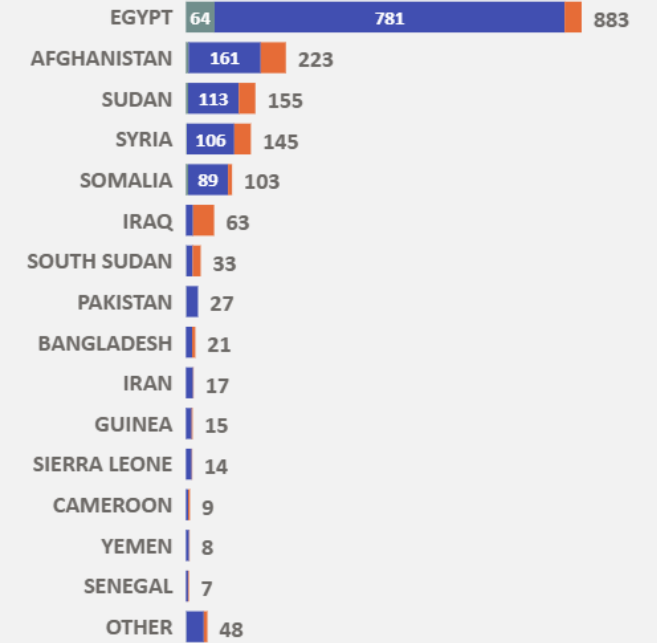


Total number of accommodated UAM

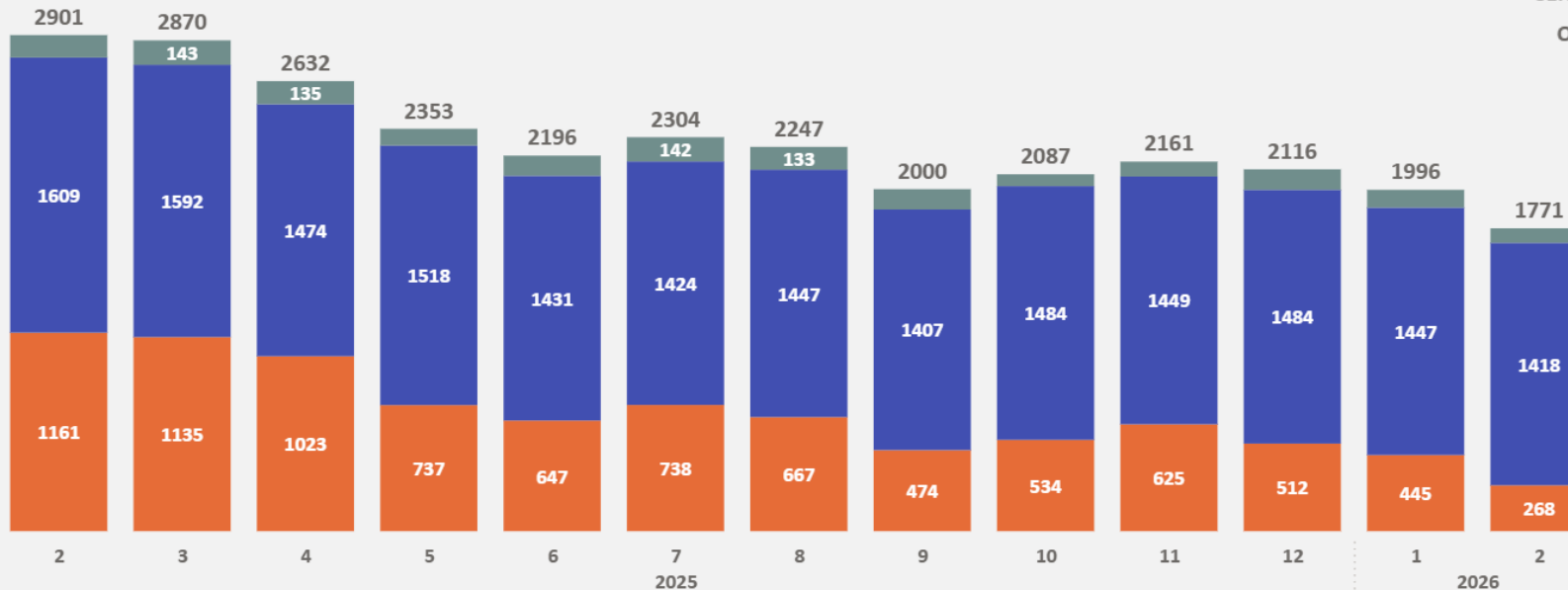
**1771**

- Long - term accommodation
- Temporary accommodation
- Emergency accommodation

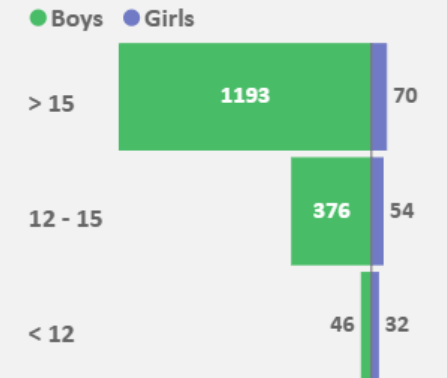
UAM per citizenship (most prevalent)



UAM per accommodation type – Annual trend review

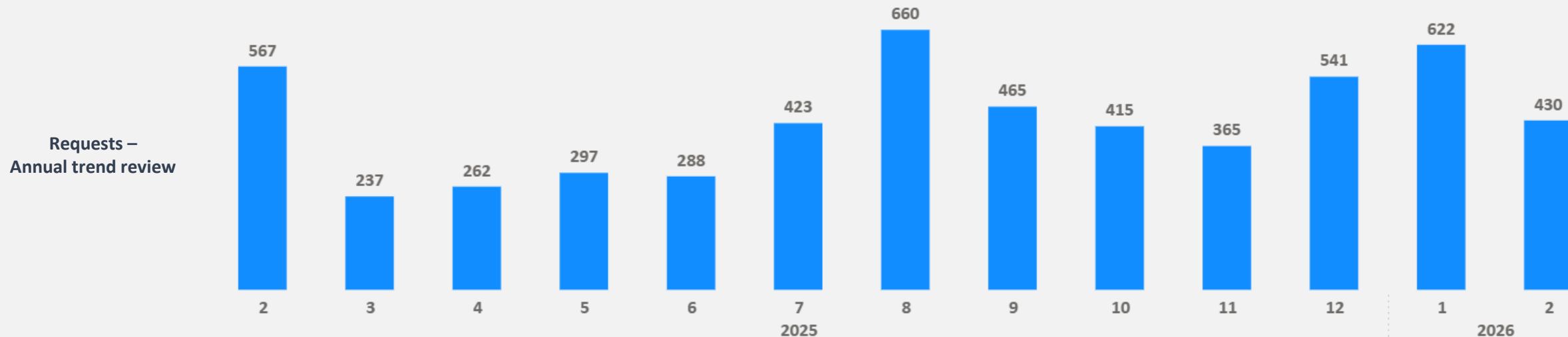


UAM per age and gender

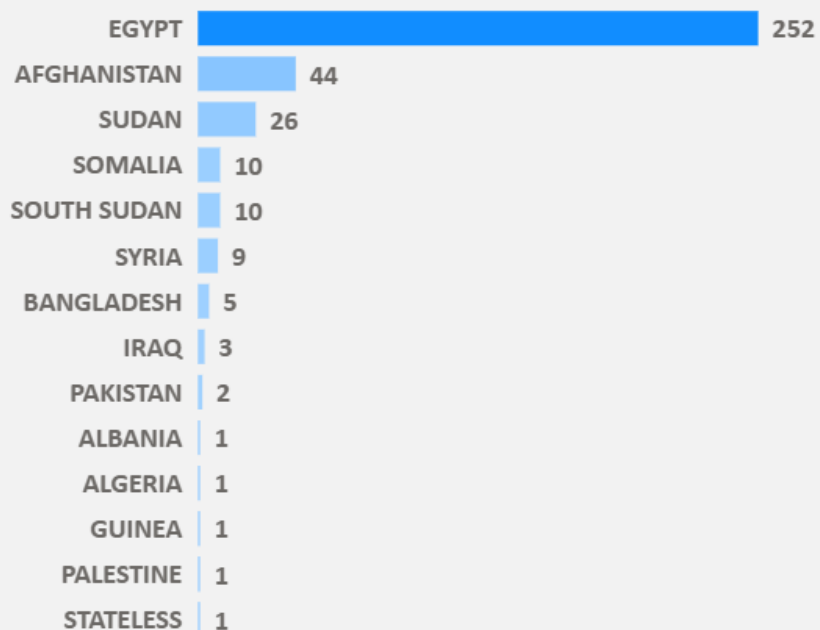




**Accommodation Requests & Placements of UAM**



**Breakdown of requests per citizenship**



**Placements per accommodation type & region**

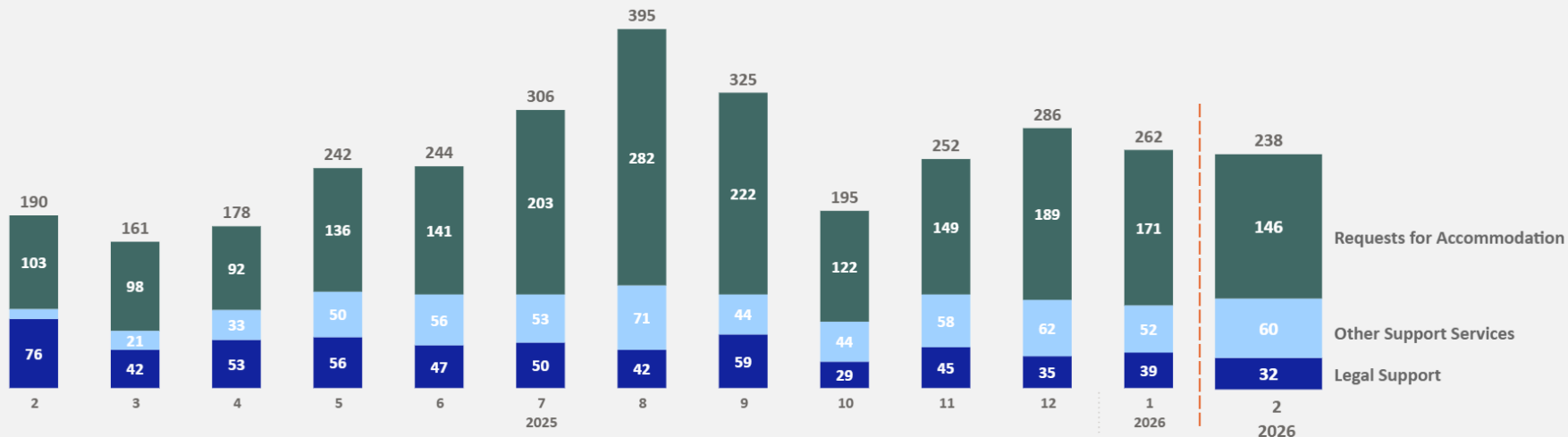


Region	A. Supervised apartments of semi independent living	B. Accommodation Centers	Total
ATTICA	5	88	93
CENTRAL MACEDONIA		53	53
EASTERN MACEDONIA & THRACE		9	9
EPIRUS		35	35
NORTH AEGEAN		9	9
THESSALY		31	31
WESTERN GREECE		27	27
WESTERN MACEDONIA		10	10
<b>Total</b>	<b>5</b>	<b>262</b>	<b>267</b>

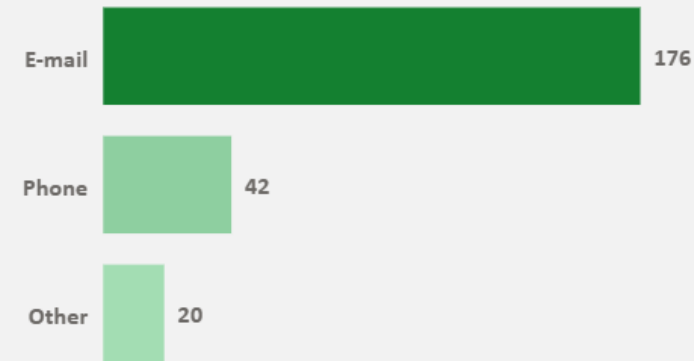


**National Emergency Response Mechanism (NERM)**

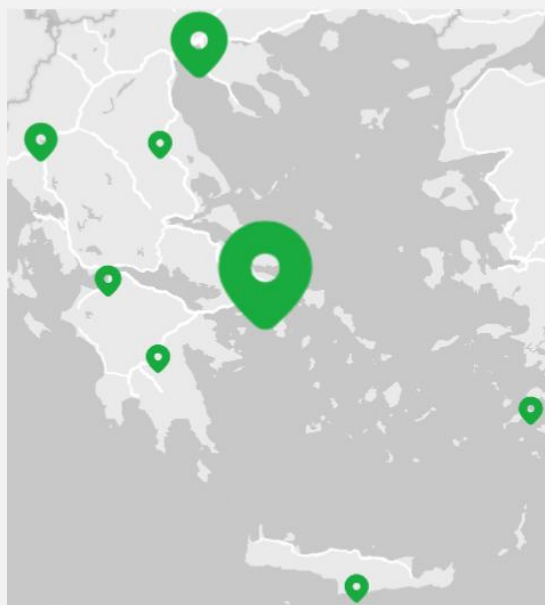
Referrals per type of request – Annual trend review



Referrals by communication channel

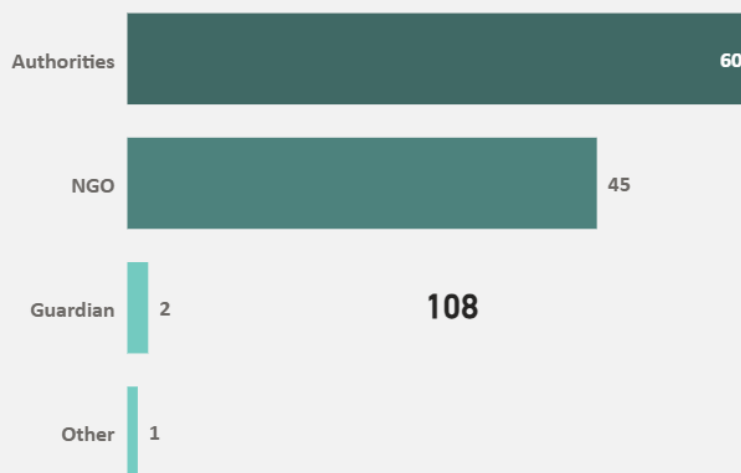


Referrals per location

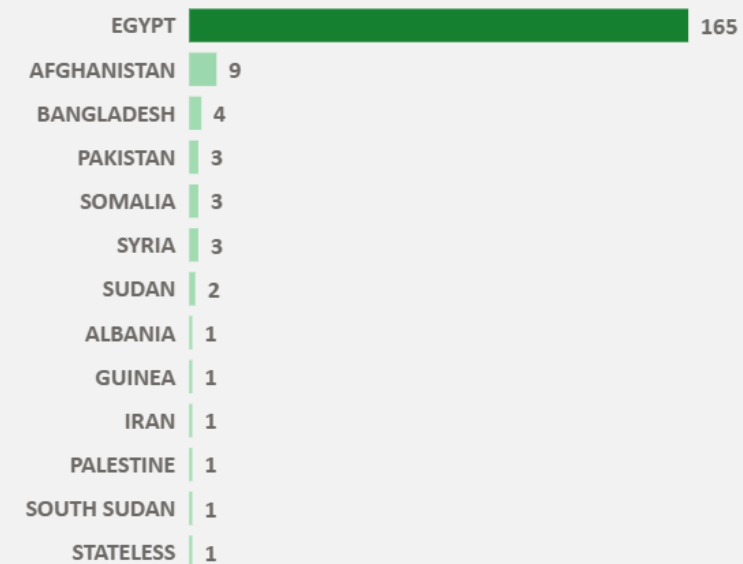


Region	UAM
ATTICA	160
CENTRAL MACEDONIA	42
CRETE	1
EPIRUS	6
PELOPONNESE	1
SOUTH AEGEAN	1
THESSALY	1
UNKNOWN	24
WESTERN GREECE	2
<b>Total</b>	<b>238</b>

UAM accommodated per referring actor



Referred UAM per citizenship

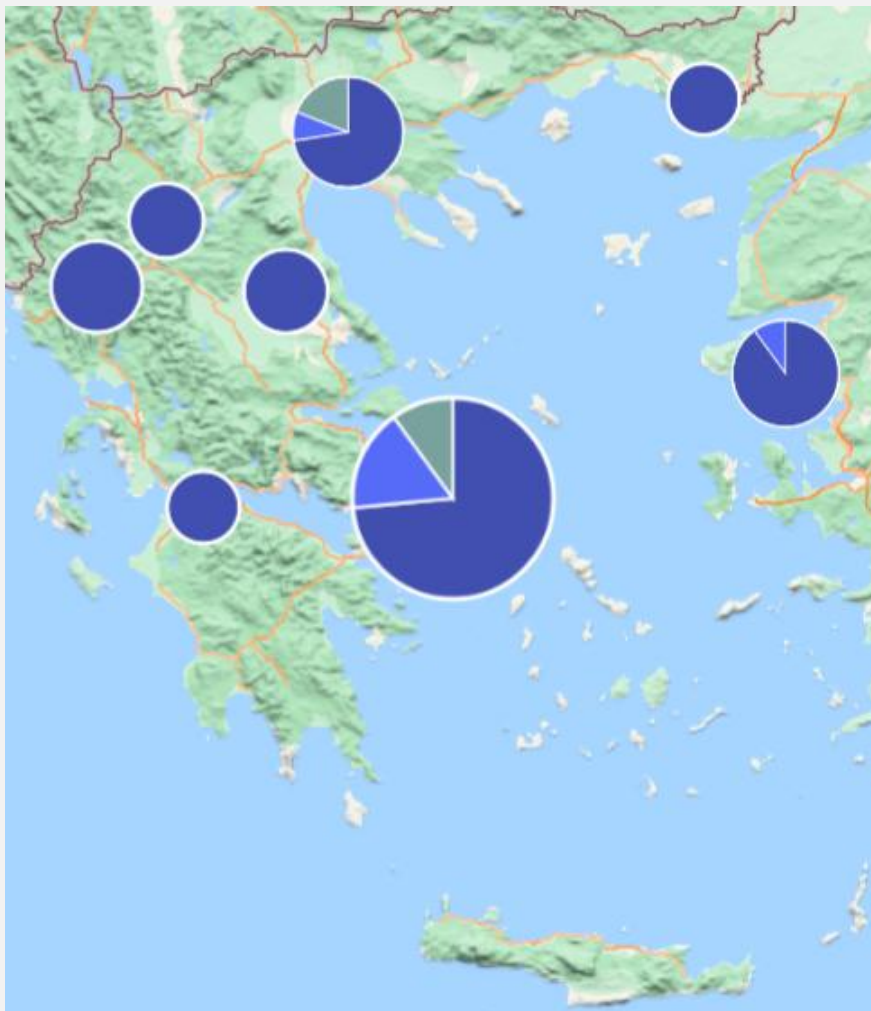




**Accommodation Facilities for UAM & capacity of places**

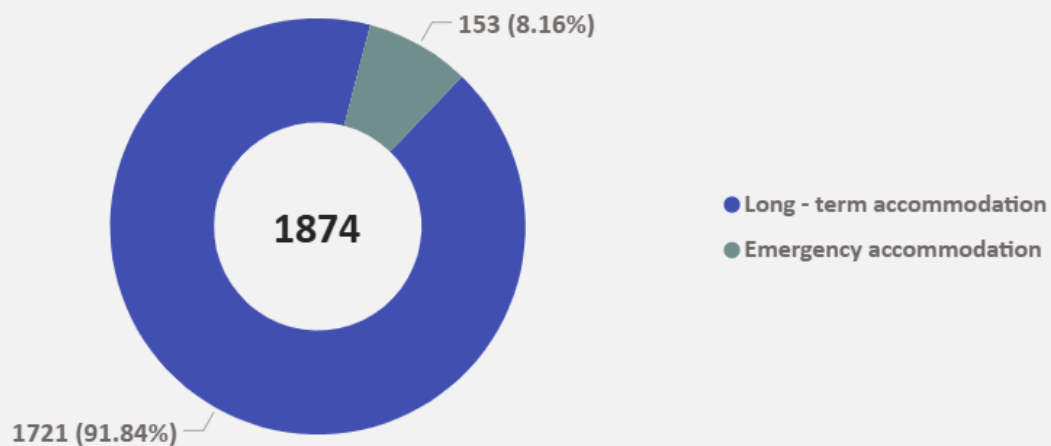
**Accommodation facilities per region (total number and capacity)**

- Accommodation Centers
- Supervised apartments of semi independent living
- Emergency Accommodation



Facility Type Region	A. Emergency Accommodation		B. Supervised apartments of semi independent living		C. Accommodation Centers		Total	
	Quantity	Capacity	Quantity	Capacity	Quantity	Capacity	Quantity	Capacity
ATTICA	3	108	44	174	33	781	80	1063
CENTRAL MACEDONIA	1	45	5	20	6	169	12	234
EASTERN MACEDONIA & THRACE					2	51	2	51
EPIRUS					4	120	4	120
NORTH AEGEAN			5	20	7	183	12	203
THESSALY					3	90	3	90
WESTERN GREECE					2	53	2	53
WESTERN MACEDONIA					2	60	2	60
<b>Total</b>	<b>4</b>	<b>153</b>	<b>54</b>	<b>214</b>	<b>59</b>	<b>1507</b>	<b>117</b>	<b>1874</b>

**Capacity of places per accommodation type**





**Guardianship**

**Breakdown by region**

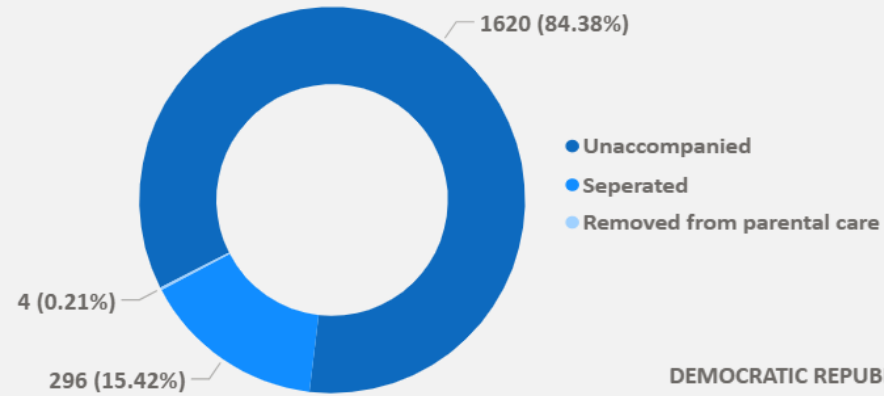


Region	Total
ATTICA	812
CENTRAL GREECE	10
CENTRAL MACEDONIA	304
CRETE	16
EASTERN MACEDONIA & THRACE	176
EPIRUS	89
NORTH AEGEAN	271
PELOPONNESE	6
SOUTH AEGEAN	66
THESSALY	69
WESTERN GREECE	67
WESTERN MACEDONIA	34
<b>Total</b>	<b>1920</b>

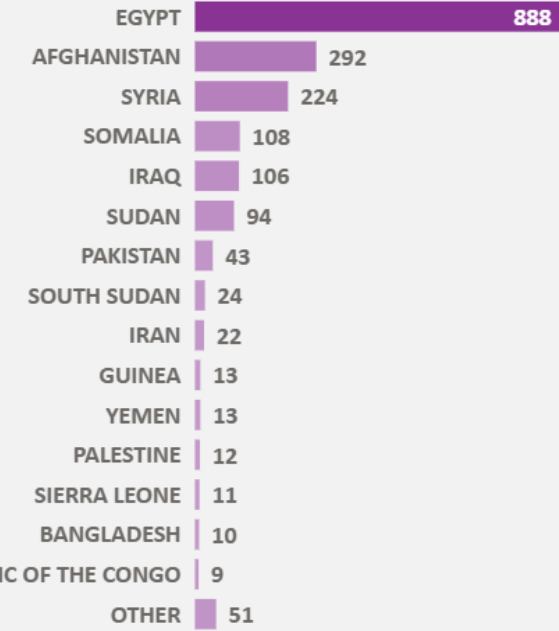
**UAM who received guardianship services**

**1920**

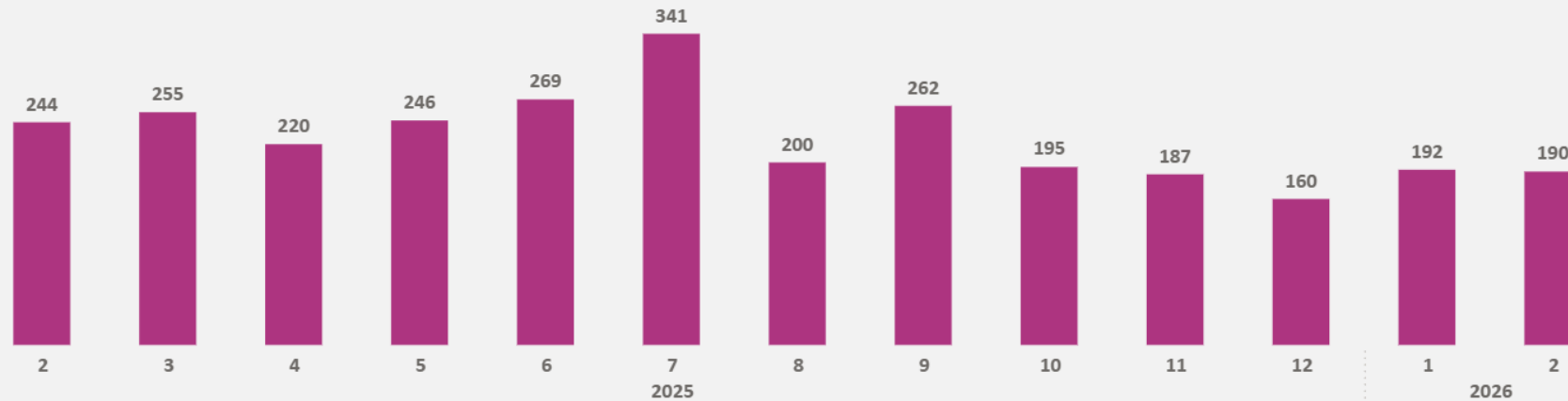
**Breakdown by category**



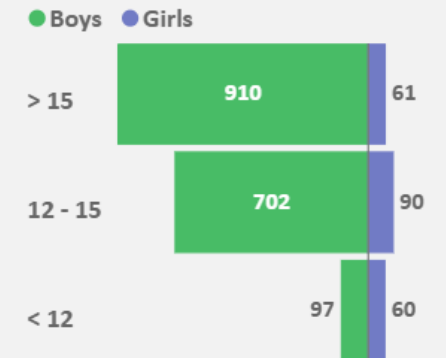
**Breakdown by citizenship (most prevalent)**



**Guardianship Appointments by month & Annual Trend**



**Gender and age breakdown**



### General

The data concern unaccompanied minors in Greece and are based on administrative and operational data recorded in the Unified Reception & Asylum Information System “Alkyoni II.”

### Total number of accommodated UAM

present:

- ✓ the estimated number of UAM based on the last day of the reference month, by type of accommodation, nationality, age group, and gender.
- ✓ their annual trend review

The estimated number of UAM includes the following:

- ✓ UAM residing in long-term accommodation (Accommodation Centers & Supervised Apartments of Semi-Independent Living)
- ✓ UAM residing in emergency accommodation
- ✓ UAM residing in temporary accommodation (R.I.C., C.C.A.C., C.A.F.T.A.A.S) («Unaccompanied Minor» or «Separated Minor»)

### Accommodation Requests & Placements of UAM

The following are presented:

- ✓ accommodation requests of UAM in long-term accommodation facilities during the reporting month, per citizenship
- ✓ their annual trend review
- ✓ completed placements by type of facility and region during the reporting month.

### National Emergency Response Mechanism (NERM)

The following are presented:

- ✓ the referrals to the National Emergency Response Mechanism, by reporting month, as well as by time of request and communication channel.
- ✓ the geographic origin of referrals for the current month.
- ✓ the unique number of the unaccompanied minors accommodated during the reporting month, by referring authority.
- ✓ the unique number of the unaccompanied minors referred, by nationality.

### Accommodation Facilities for UAM & capacity of places

The geographical distribution of accommodation facilities and the capacity of available places by type of facility and region are presented, as of the last day of the reporting month. Capacity refers to active facilities.

### Guardianship

The following are presented:

- ✓ the number of UAM under active guardianship, by nationality, gender, age group, UAM category, and region
- ✓ and the annual trend review in guardianship appointments

### Acronyms:

- ✓ Reception and Identification Centers (R.I.C.)
- ✓ Closed Controlled Access Centers (C.C.A.C.)
- ✓ Controlled Access Facility for Temporary Accommodation of Asylum Seekers (C.A.F.T.A.A.S)