



HELLENIC REPUBLIC

Ministry of Migration & Asylum

General Secretariat for Vulnerable Persons &
Institutional Protection

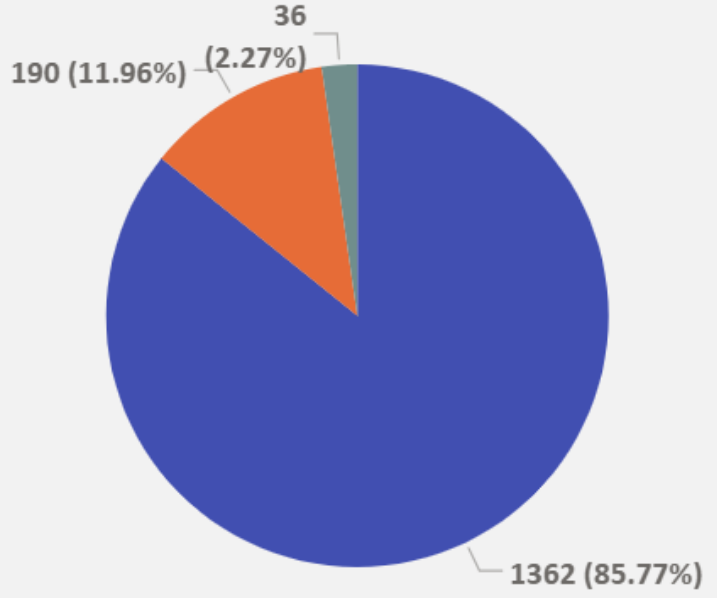
Unaccompanied Minors (UAM) in Greece

March 2026



DIRECTORATE GENERAL ICT



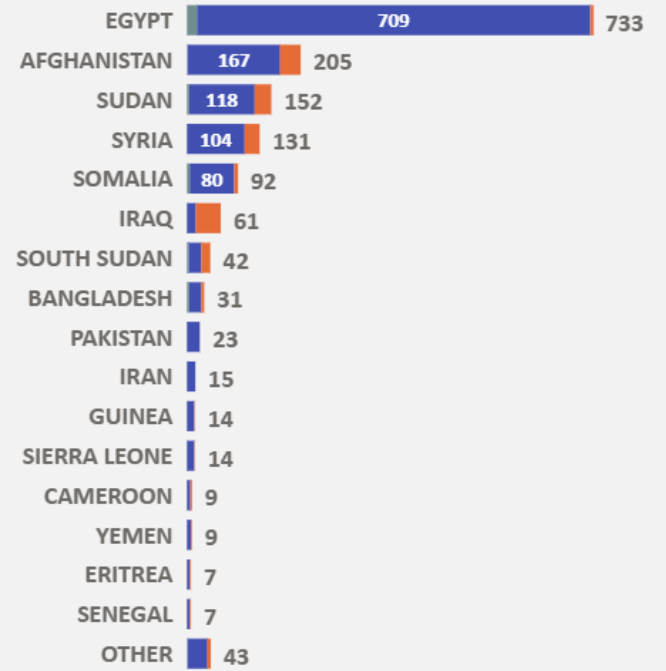


Total number of accommodated UAM

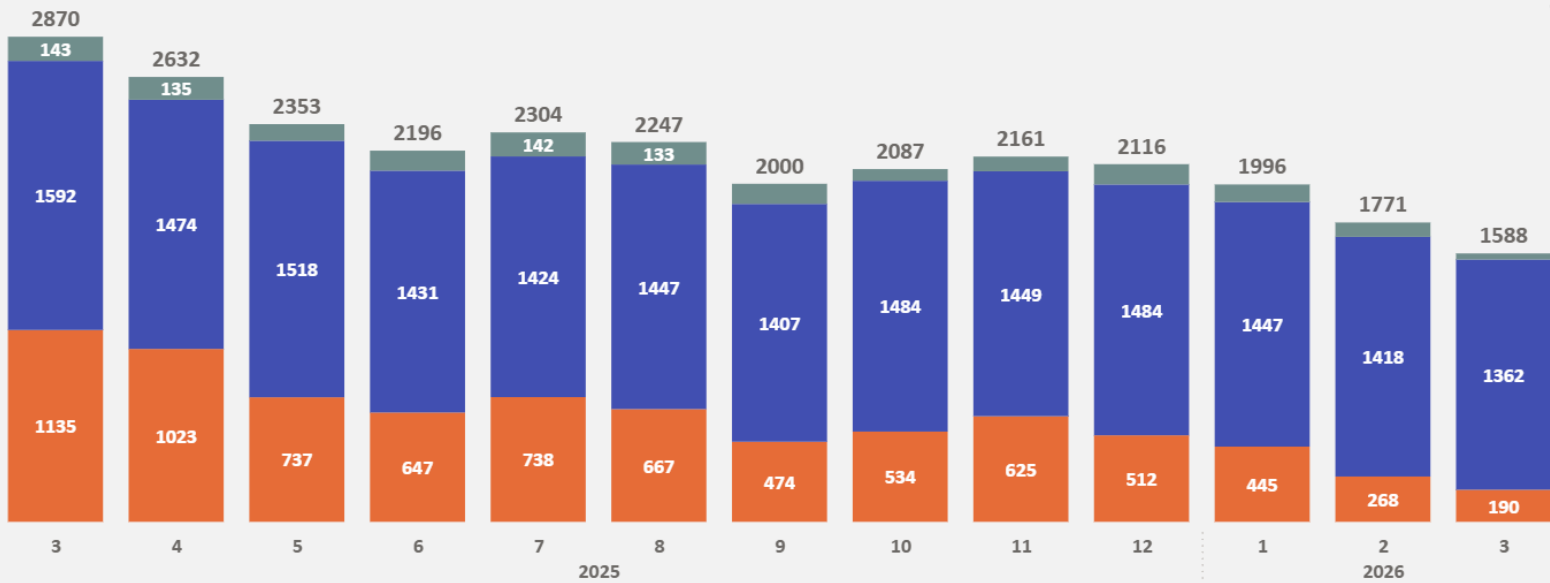
1558

- Long - term accommodation
- Temporary accommodation
- Emergency accommodation

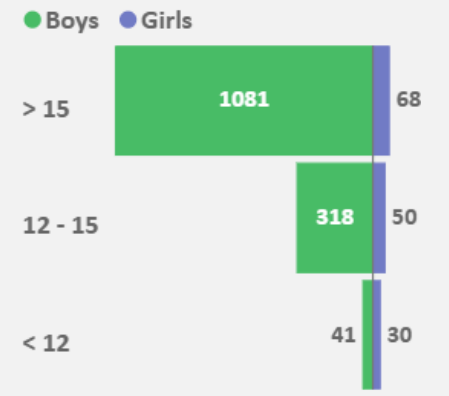
UAM per citizenship (most prevalent)



UAM per accommodation type – Annual trend review



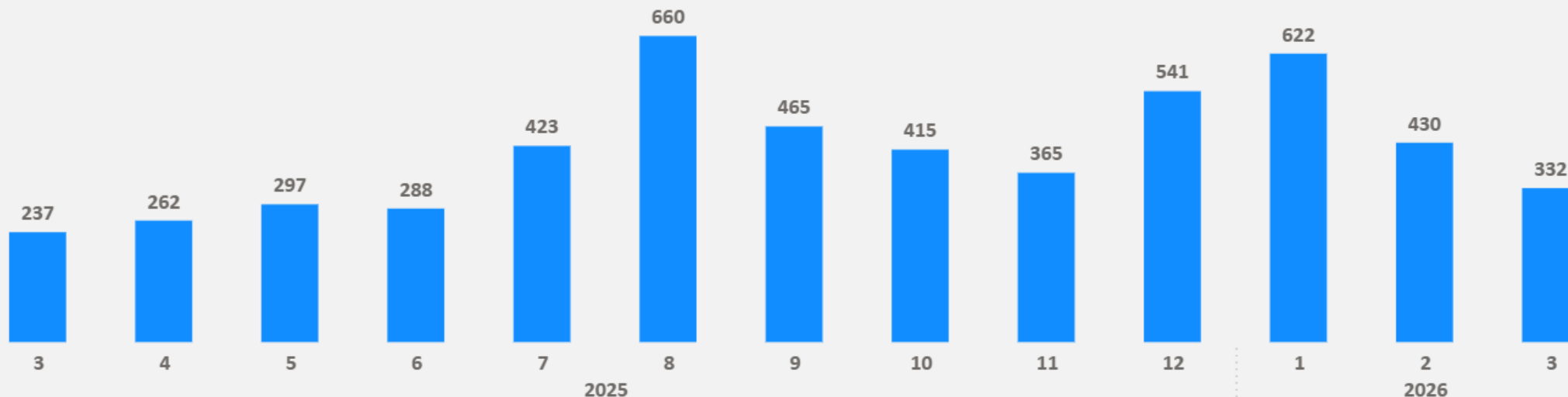
UAM per age and gender



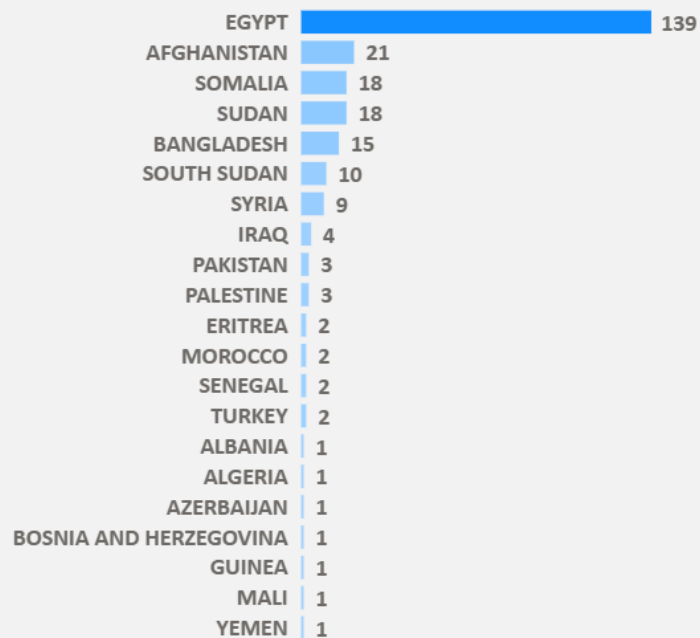


Accommodation Requests & Placements of UAM

Requests –
Annual trend review



Breakdown of requests per citizenship



Placements per accommodation type & region

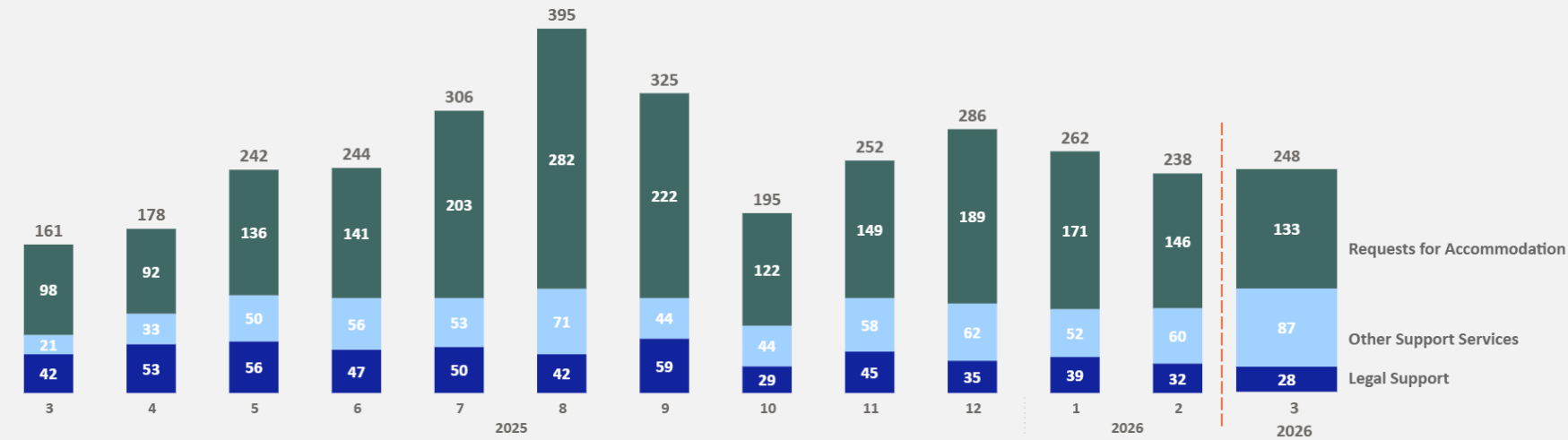


Region	A. Supervised apartments of semi independent living	B. Accommodation Centers	Total
ATTICA	8	107	115
CENTRAL MACEDONIA	4	45	49
EASTERN MACEDONIA & THRACE		12	12
EPIRUS		10	10
NORTH AEGEAN	2	10	12
THESSALY		16	16
WESTERN GREECE		8	8
WESTERN MACEDONIA		4	4
Total	14	212	226

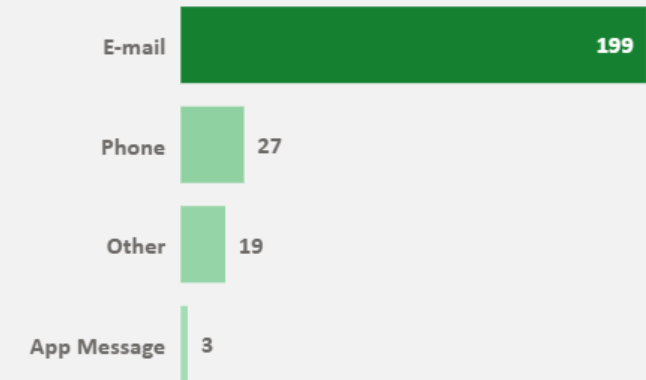


National Emergency Response Mechanism (NERM)

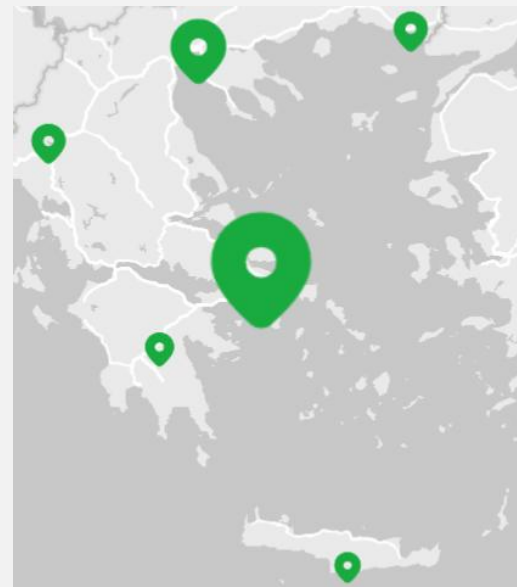
Referrals per type of request – Annual trend review



Referrals by communication channel

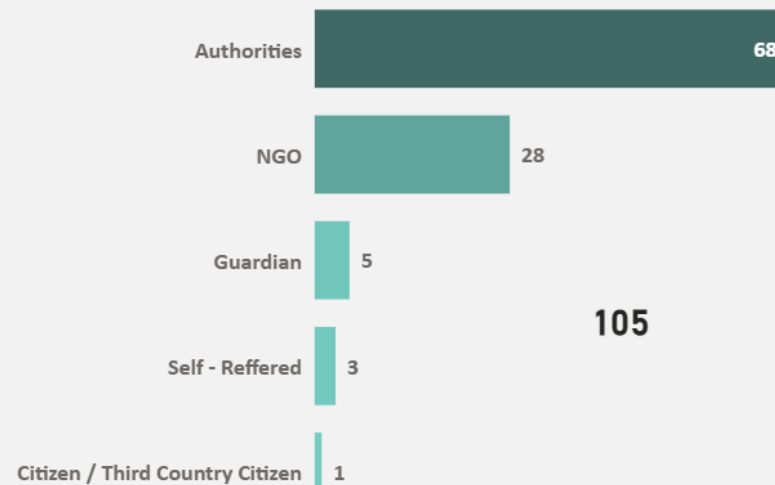


Referrals per location




Region	UAM
ATTICA	157
CENTRAL MACEDONIA	32
CRETE	1
EASTERN MACEDONIA & THRACE	5
EPIRUS	5
PELOPONNESE	2
UNKNOWN	46
Total	248

UAM accommodated per referring actor



Referred UAM per citizenship





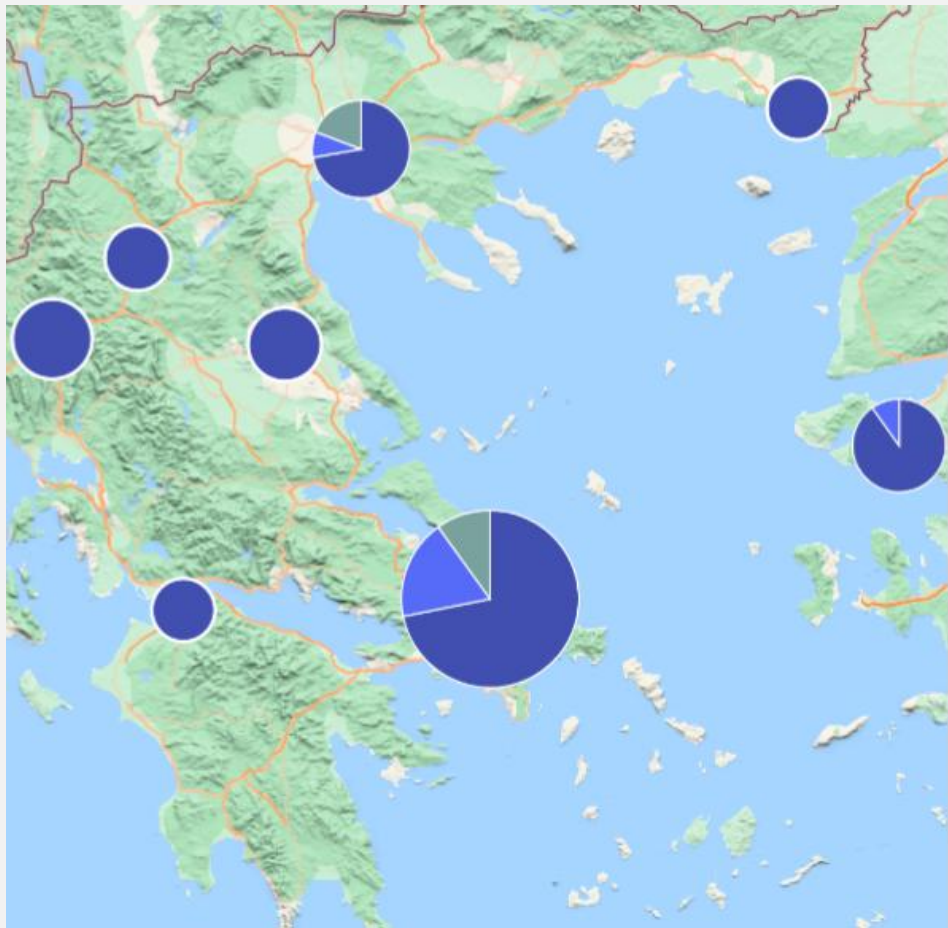
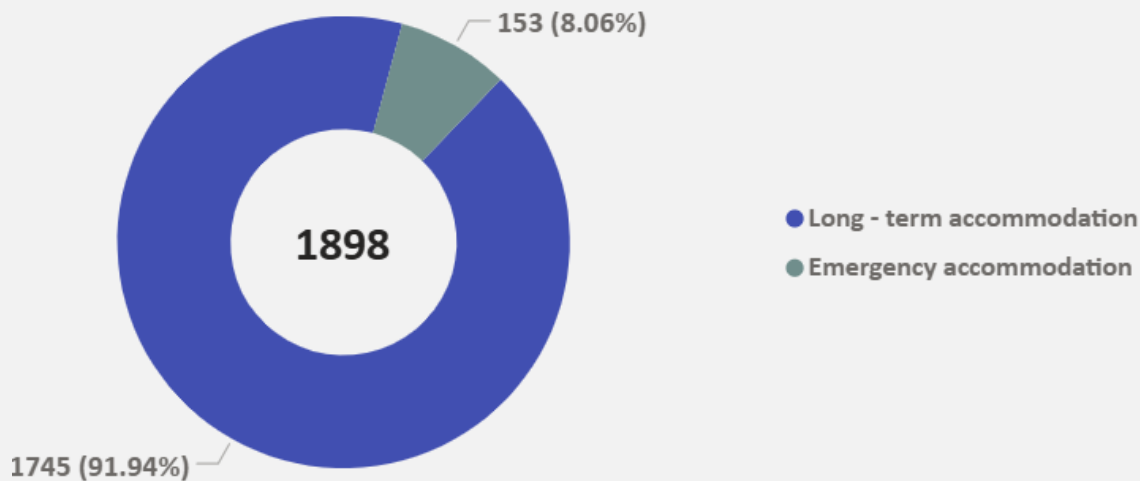
Accommodation Facilities for UAM & capacity of places

Accommodation facilities per region (total number and capacity)

- Accommodation Centers
- Supervised apartments of semi independent living
- Emergency Accommodation

Facility Type	A. Emergency Accommodation		B. Supervised apartments of semi independent living		C. Accommodation Centers		Total		
	Region	Quantity	Capacity	Quantity	Capacity	Quantity	Capacity	Quantity	Capacity
ATTICA		3	108	50	198	33	781	86	1087
CENTRAL MACEDONIA		1	45	5	20	6	169	12	234
EASTERN MACEDONIA & THRACE						2	51	2	51
EPIRUS						4	120	4	120
NORTH AEGEAN				5	20	7	183	12	203
THESSALY						3	90	3	90
WESTERN GREECE						2	53	2	53
WESTERN MACEDONIA						2	60	2	60
Total		4	153	60	238	59	1507	123	1898

Capacity of places per accommodation type





Guardianship

Breakdown by region

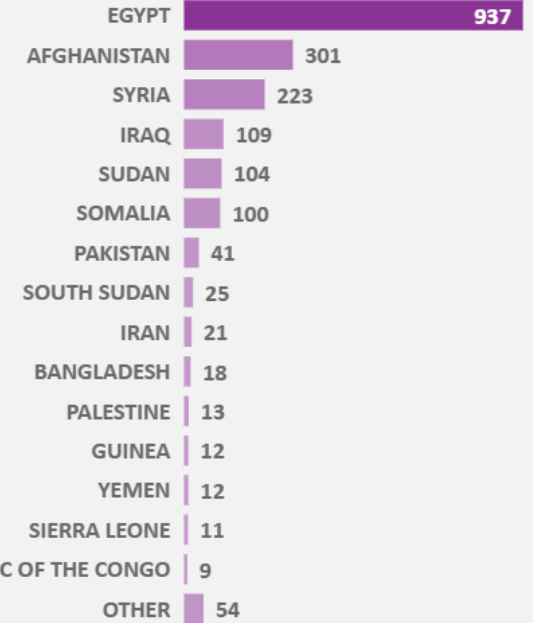
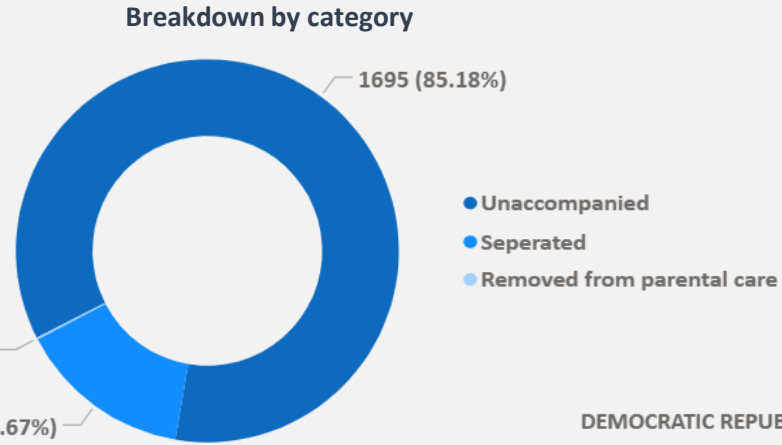
UAM who received guardianship services

Breakdown by citizenship (most prevalent)



Region	Total
ATTICA	856
CENTRAL GREECE	9
CENTRAL MACEDONIA	300
CRETE	18
EASTERN MACEDONIA & THRACE	194
EPIRUS	86
NORTH AEGEAN	266
PELOPONNESE	5
SOUTH AEGEAN	70
THESSALY	85
WESTERN GREECE	69
WESTERN MACEDONIA	32
Total	1990

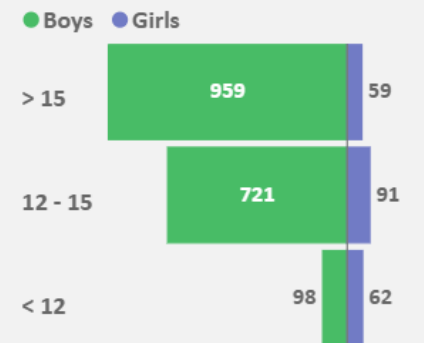
1990



Guardianship Appointments by month & Annual Trend



Gender and age breakdown



General

The data concern unaccompanied minors in Greece and are based on administrative and operational data recorded in the Unified Reception & Asylum Information System “Alkyoni II.”

Total number of accommodated UAM

present:

- ✓ the estimated number of UAM based on the last day of the reference month, by type of accommodation, nationality, age group, and gender.
- ✓ their annual trend review

The estimated number of UAM includes the following:

- ✓ UAM residing in long-term accommodation (Accommodation Centers & Supervised Apartments of Semi-Independent Living)
- ✓ UAM residing in emergency accommodation
- ✓ UAM residing in temporary accommodation (R.I.C., C.C.A.C., C.A.F.T.A.A.S) («Unaccompanied Minor» or «Separated Minor»)

Accommodation Requests & Placements of UAM

The following are presented:

- ✓ accommodation requests of UAM in long-term accommodation facilities during the reporting month, per citizenship
- ✓ their annual trend review
- ✓ completed placements by type of facility and region during the reporting month.

National Emergency Response Mechanism (NERM)

The following are presented:

- ✓ the referrals to the National Emergency Response Mechanism, by reporting month, as well as by time of request and communication channel.
- ✓ the geographic origin of referrals for the current month.
- ✓ the unique number of the unaccompanied minors accommodated during the reporting month, by referring authority.
- ✓ the unique number of the unaccompanied minors referred, by nationality.

Accommodation Facilities for UAM & capacity of places

The geographical distribution of accommodation facilities and the capacity of available places by type of facility and region are presented, as of the last day of the reporting month. Capacity refers to active facilities.

Guardianship

The following are presented:

- ✓ the number of UAM under active guardianship, by nationality, gender, age group, UAM category, and region
- ✓ and the annual trend review in guardianship appointments

Acronyms:

- ✓ Reception and Identification Centers (R.I.C.)
- ✓ Closed Controlled Access Centers (C.C.A.C.)
- ✓ Controlled Access Facility for Temporary Accommodation of Asylum Seekers (C.A.F.T.A.A.S)