



HELLENIC REPUBLIC

Ministry of Migration & Asylum

General Secretariat for Vulnerable Persons &
Institutional Protection

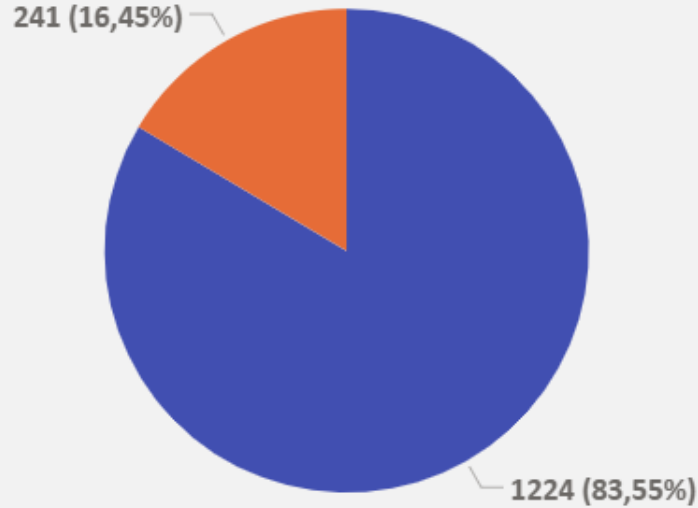
Unaccompanied Minors (UAM) in Greece

May 2026



DIRECTORATE GENERAL ICT



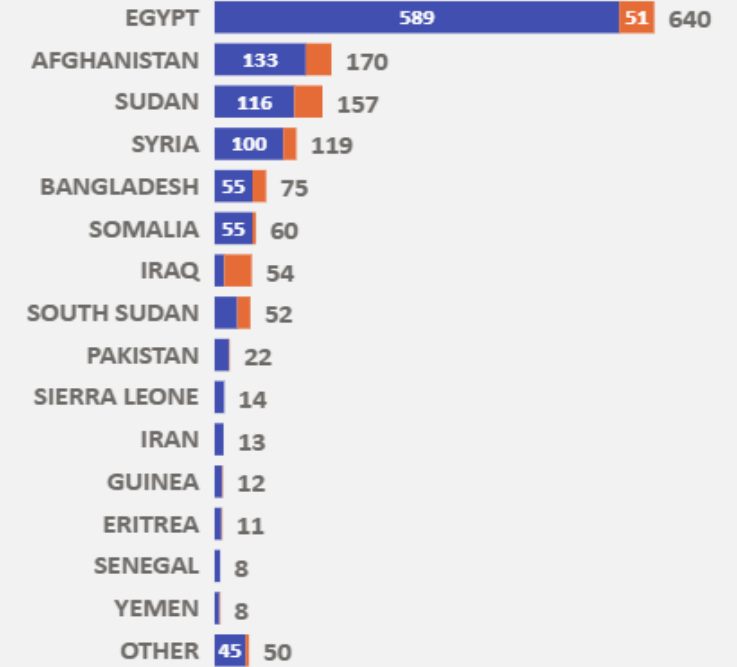


Total number of accommodated UAM

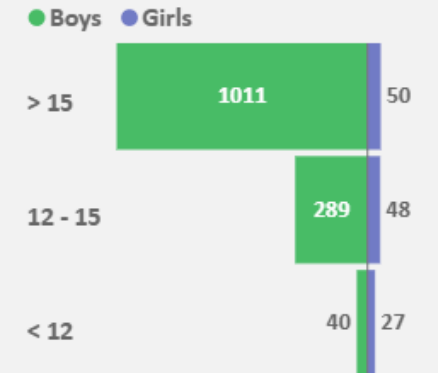
1465

- Long - term accommodation
- Temporary accommodation
- Emergency accommodation

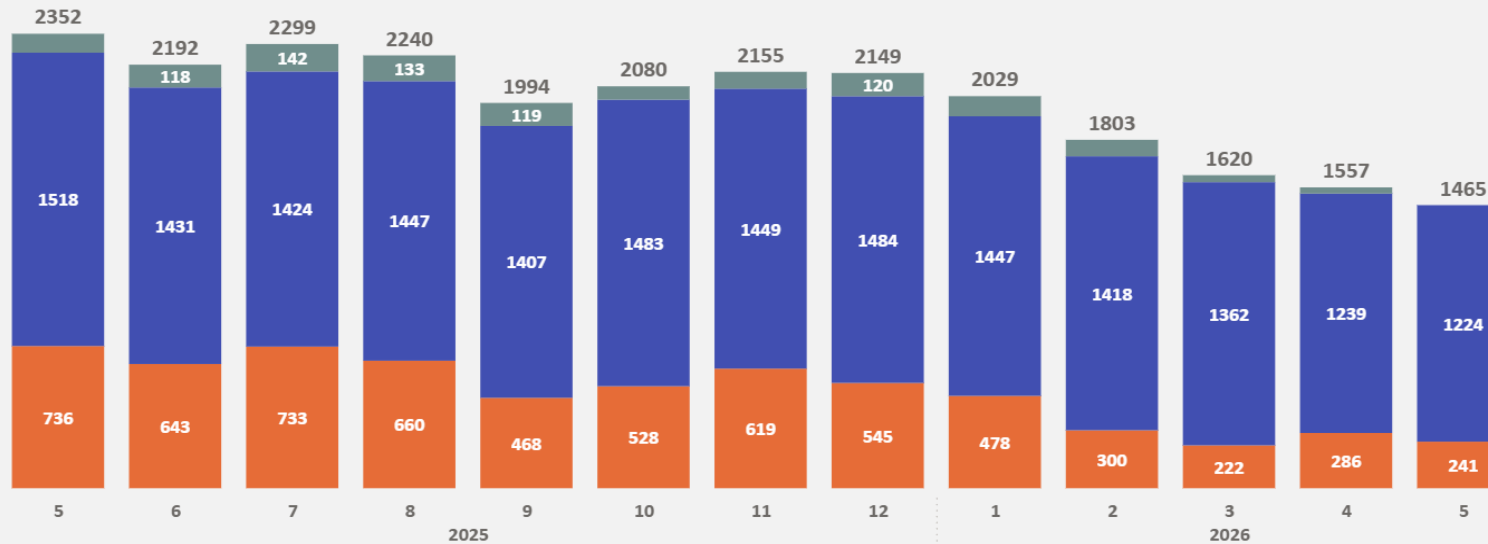
UAM per citizenship (most prevalent)



UAM per age and gender



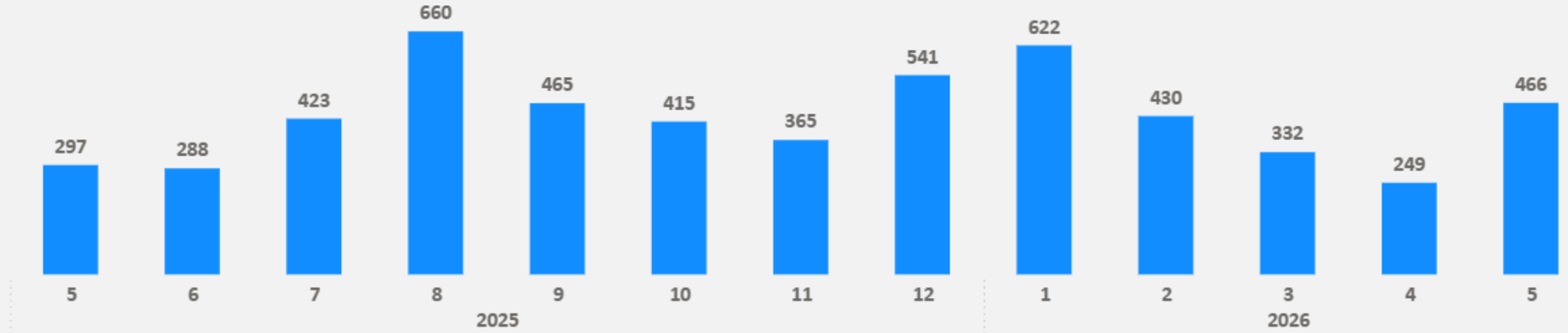
UAM per accommodation type – Annual trend review



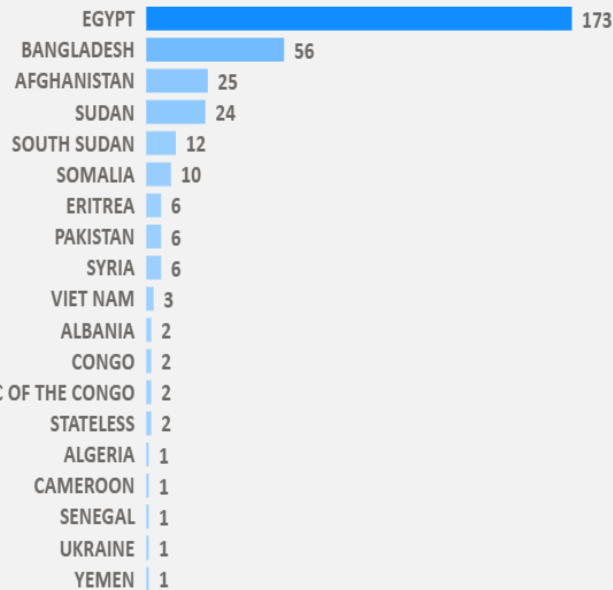


Accommodation Requests & Placements of UAM

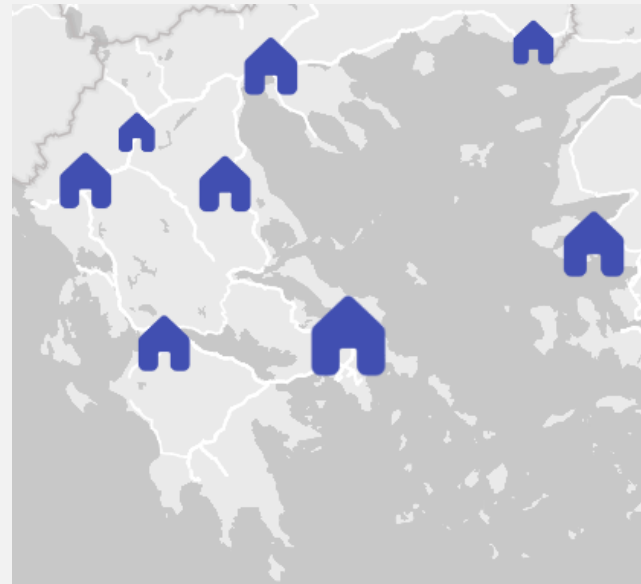
Requests –
Annual trend review



Breakdown of requests per citizenship



Placements per accommodation type & region

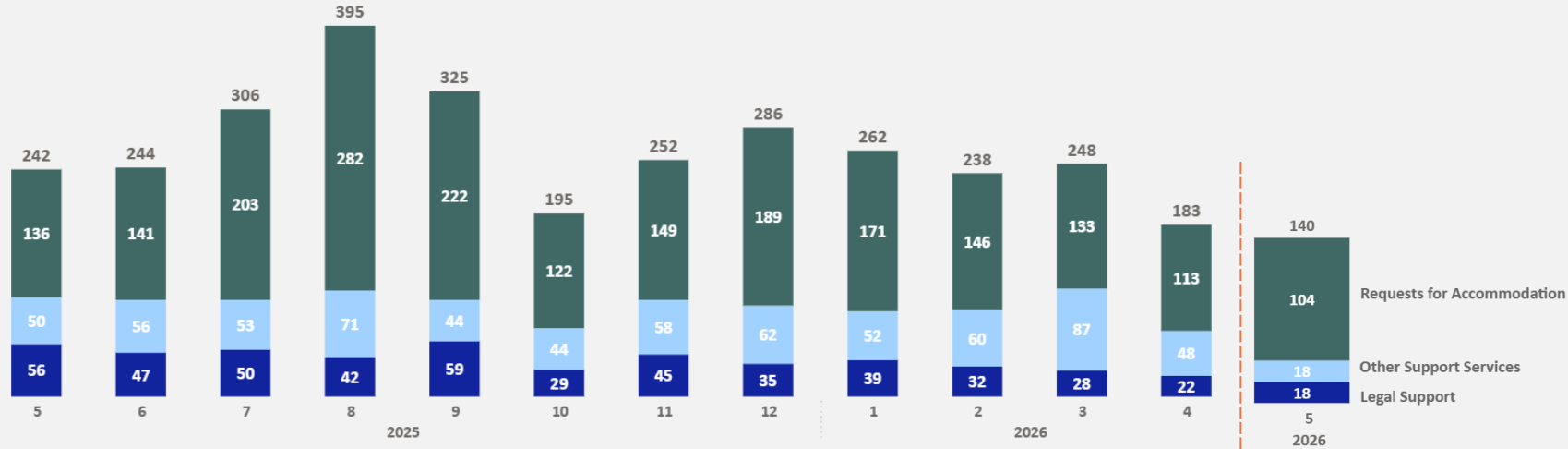


Region	A. Supervised apartments of semi independent living	B. Accommodation Centers	Total
ATTICA	6	65	71
CENTRAL MACEDONIA		29	29
EASTERN MACEDONIA & THRACE		13	13
EPIRUS		27	27
NORTH AEGEAN		42	42
THESSALY		27	27
WESTERN GREECE		27	27
WESTERN MACEDONIA		9	9
Total	6	239	245

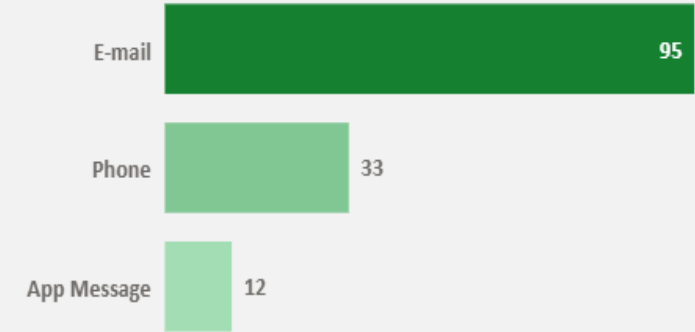


National Emergency Response Mechanism (NERM)

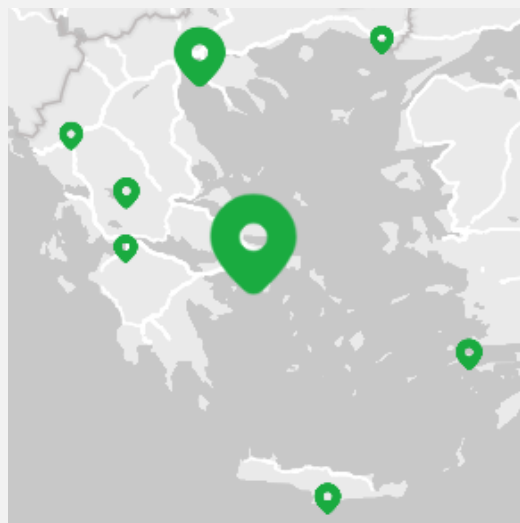
Referrals per type of request – Annual trend review



Referrals by communication channel

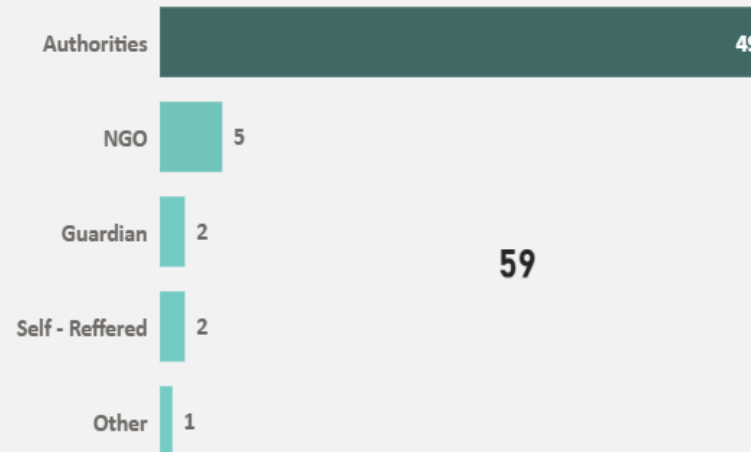


Referrals per location

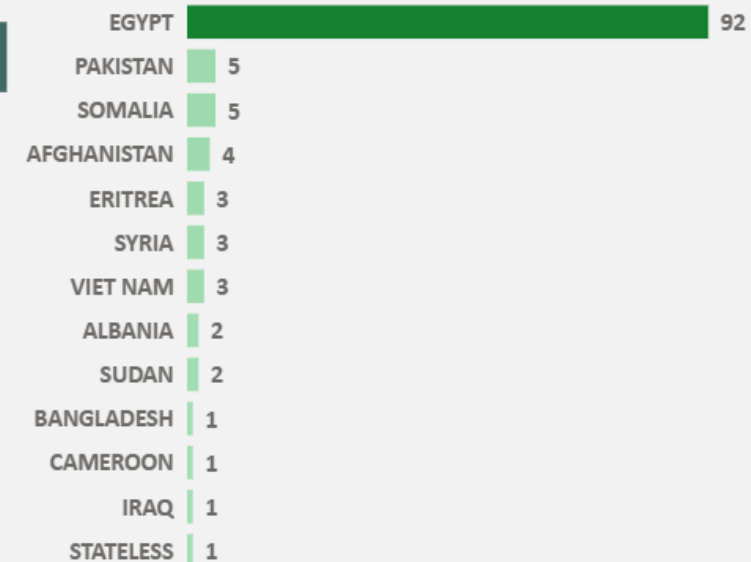


Region	UAM
ATTICA	100
CENTRAL GREECE	2
CENTRAL MACEDONIA	24
CRETE	2
EASTERN MACEDONIA & THRACE	1
EPIRUS	1
SOUTH AEGEAN	2
UNKNOWN	7
WESTERN GREECE	1
Total	140

UAM accommodated per referring actor



Referred UAM per citizenship

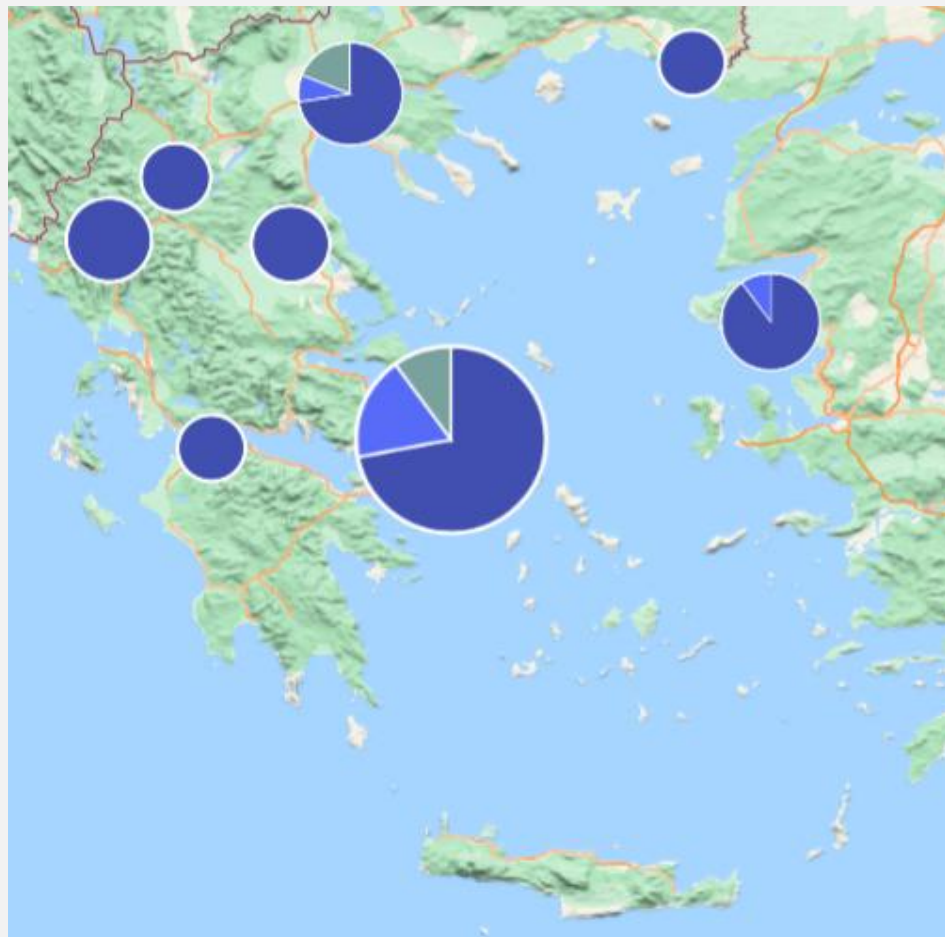




Accommodation Facilities for UAM & capacity of places

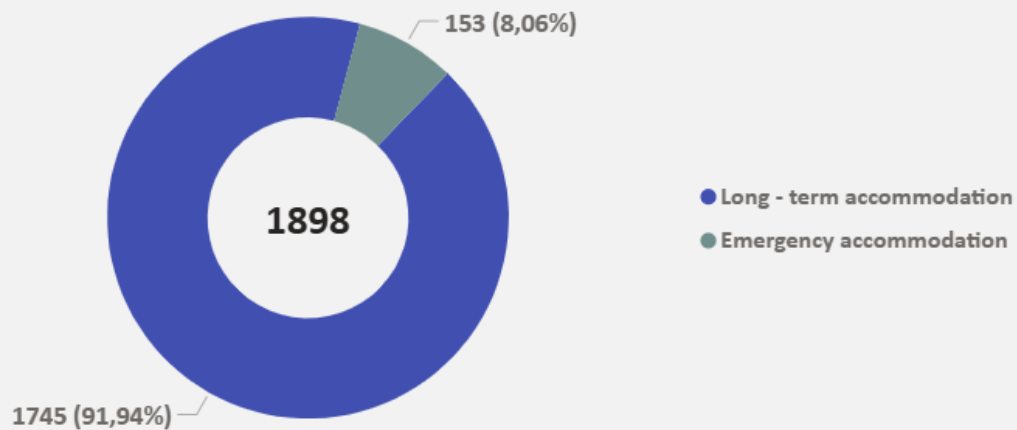
Accommodation facilities per region (total number and capacity)

- Accommodation Centers
- Supervised apartments of semi independent living
- Emergency Accommodation



Facility Type	A. Emergency Accommodation		B. Supervised apartments of semi independent living		C. Accommodation Centers		Total	
	Quantity	Capacity	Quantity	Capacity	Quantity	Capacity	Quantity	Capacity
ATTICA	3	108	50	198	33	781	86	1087
CENTRAL MACEDONIA	1	45	5	20	6	169	12	234
EASTERN MACEDONIA & THRACE					2	51	2	51
EPIRUS					4	120	4	120
NORTH AEGEAN			5	20	7	183	12	203
THESSALY					3	90	3	90
WESTERN GREECE					2	53	2	53
WESTERN MACEDONIA					2	60	2	60
Total	4	153	60	238	59	1507	123	1898

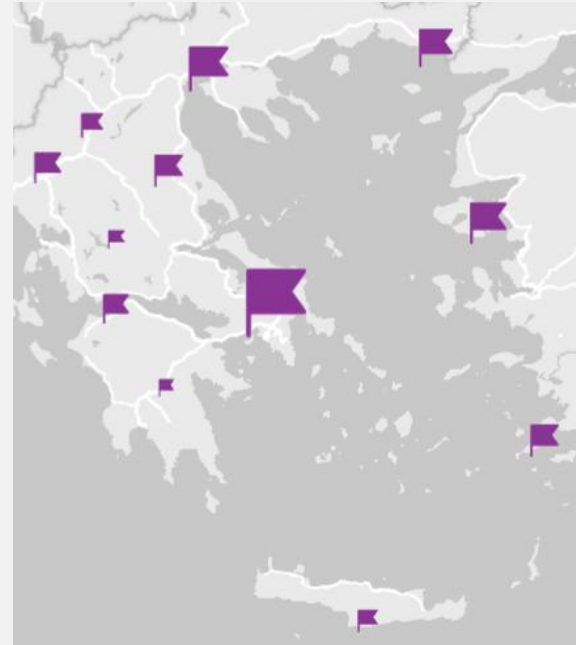
Capacity of places per accommodation type





Guardianship

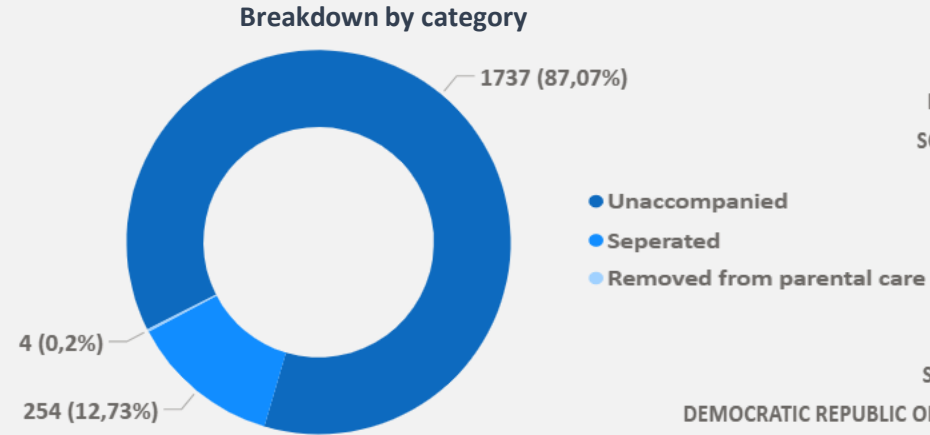
Breakdown by region



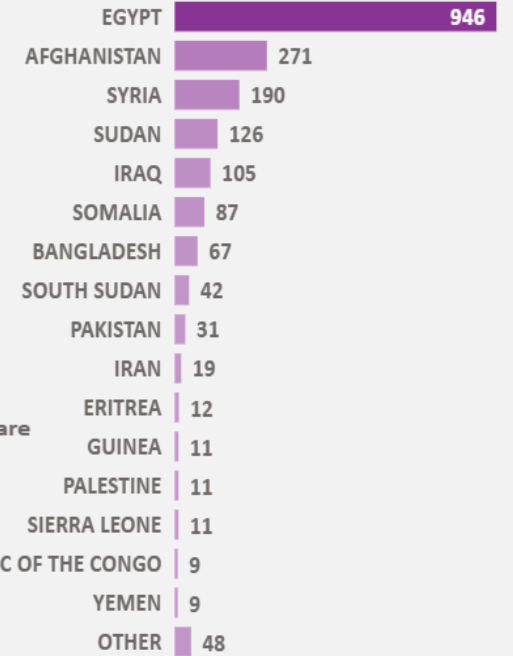
Region	Total
ATTICA	958
CENTRAL GREECE	8
CENTRAL MACEDONIA	277
CRETE	18
EASTERN MACEDONIA & THRACE	169
EPIRUS	73
NORTH AEGEAN	223
PELOPONNESE	7
SOUTH AEGEAN	87
THESSALY	85
WESTERN GREECE	63
WESTERN MACEDONIA	27
Total	1995

UAM who received guardianship services

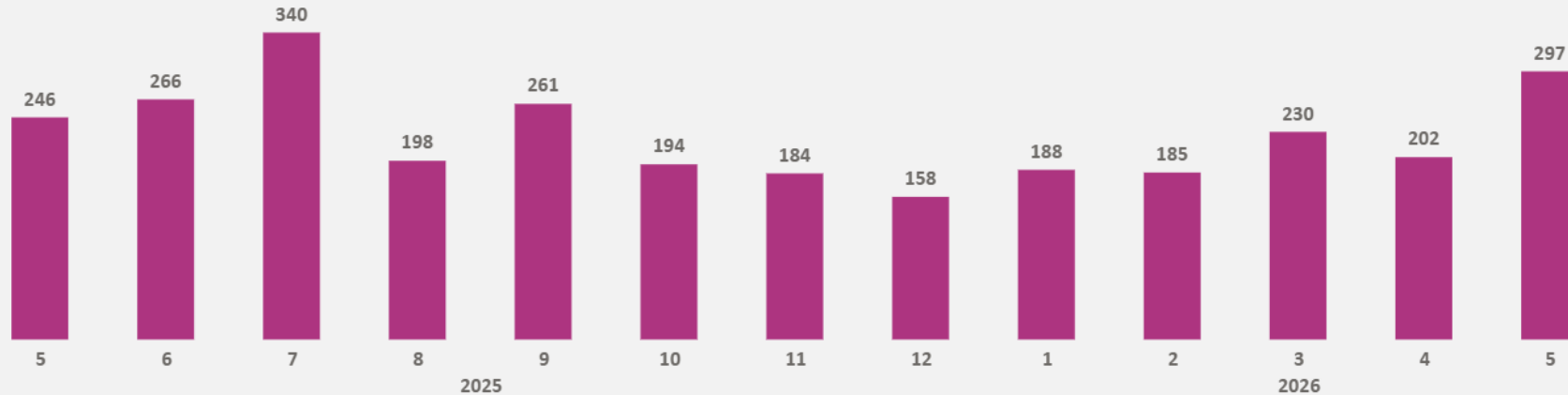
1995



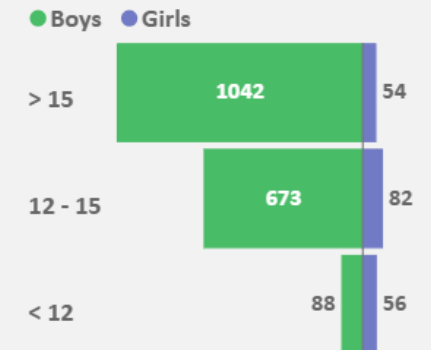
Breakdown by citizenship (most prevalent)



Guardianship Appointments by month & Annual Trend



Gender and age breakdown



General

The data concern unaccompanied minors in Greece and are based on administrative and operational data recorded in the Unified Reception & Asylum Information System “Alkyoni II.”

Total number of accommodated UAM

present:

- ✓ the estimated number of UAM based on the last day of the reference month, by type of accommodation, nationality, age group, and gender.
- ✓ their annual trend review

The estimated number of UAM includes the following:

- ✓ UAM residing in long-term accommodation (Accommodation Centers & Supervised Apartments of Semi-Independent Living)
- ✓ UAM residing in emergency accommodation
- ✓ UAM residing in temporary accommodation (R.I.C., C.C.A.C., C.A.F.T.A.A.S) («Unaccompanied Minor» or «Separated Minor»)

Accommodation Requests & Placements of UAM

The following are presented:

- ✓ accommodation requests of UAM in long-term accommodation facilities during the reporting month, per citizenship
- ✓ their annual trend review
- ✓ completed placements by type of facility and region during the reporting month.

National Emergency Response Mechanism (NERM)

The following are presented:

- ✓ the referrals to the National Emergency Response Mechanism, by reporting month, as well as by time of request and communication channel.
- ✓ the geographic origin of referrals for the current month.
- ✓ the unique number of the unaccompanied minors accommodated during the reporting month, by referring authority.
- ✓ the unique number of the unaccompanied minors referred, by nationality.

Accommodation Facilities for UAM & capacity of places

The geographical distribution of accommodation facilities and the capacity of available places by type of facility and region are presented, as of the last day of the reporting month. Capacity refers to active facilities.

Guardianship

The following are presented:

- ✓ the number of UAM under active guardianship, by nationality, gender, age group, UAM category, and region
- ✓ and the annual trend review in guardianship appointments

Acronyms:

- ✓ Reception and Identification Centers (R.I.C.)
- ✓ Closed Controlled Access Centers (C.C.A.C.)
- ✓ Controlled Access Facility for Temporary Accommodation of Asylum Seekers (C.A.F.T.A.A.S)